WALL, CEILING, SUSPENDED & FLOOR LIGHTING

DECEMBER 2018

inox
LIGHTING
INNOVATORS

WALL CEILING & FLOOR LIGHTING

iCEMENTI p.566


p.568

p.569

p.569

p.570

p.570

p.571

p.571

p.571

p.573

p.573

p.573

p.575

p.575

iPIPEDI Q p.578 **NEW**

p.579

p.579

p.579

p.579

iPIPEDI p.571

p.584

p.584

p.585

p.586

p.586

p.587

p.592

p.593

FILE 2 COMPLEMENTI p.596

p.597

p.597

MANINE p.601

p.604

p.605

p.606

APP-LIQUES p.609


p.610

p.610

RIGO p.613

p.616

p.616

p.617

SCENA p.618


p.622

p.622

p.622

p.623

p.623

ICEMENTI

IT Famiglia di apparecchi da pavimento, soffitto, sospensione e parete, per illuminazione diffusa o di orientamento e guida. Completi di sorgenti LED chip on board e alimentazione elettronica integrata 50/60Hz. Versioni da terra fornite di gruppo ottico in alluminio con emissione mono o bilaterale e piastra di montaggio in acciaio per il fissaggio a terra con blocco antifurto. Corpo in "CementoPiuma" VFRC (vinilic fiber reinforced concrete) cemento fibrato alleggerito. Schermo diffondente in PC opalino bianco (Zero51). Grado di protezione IP20, IP40 o IP65 a seconda dei modelli.

EN Family floor, suspended, ceiling and wall-mounted fittings for diffused or directional and guidance lighting. Complete with chip on board LED source and 50/60Hz built-in electronic driver. Floor versions supplied complete of aluminium optical unit with mono or bilateral light emission and steel mounting plate for fixing to the ground with anti-theft system. Body in VFRC (vinilic fiber reinforced concrete) "CementoPiuma". Diffusing screen in white opaline PC (Zero51). Degree of protection IP20, IP40 or IP65, according to the models.

DE Boden-, Decken- und Wandausführungen, für diffuse oder orientierende Beleuchtung. Mit Chip-On-Board LED und integrierte Stromversorgung 50/60Hz ergänzt. Bodenausführungen mit optischen Einheit aus Aluminium, mit mono/bilaterale Emission und Montageplatte aus Stahl für Bodenbefestigung mit Diebstahlsicherungen. Körper aus Federbeton VFRC (vinilic fiber reinforced concrete). Streuender Schirm aus opalweißem Polycarbonat (Zero51). Schutzart IP20, IP40 oder IP65 je nach Modell.

ES Aparatos de suelo, suspensiòn, techo y pared iluminaciòn difuminada o de senalizaciòn y guia. Completos de LED chip on board y alimentaciòn electronica integrada 50/60Hz. Modelos de suelo completos de grupo optico en aluminio con emisiòn mono o bilateral y soporte de montaje en acero para la fijaciòn en el suelo con bloque antirobo. Cuerpo en "CementoPiuma" VFRC (vinilic fiber reinforced concrete), cemento fibrato ligero. Pantalla en PC opal blanca (Zero51). Grado de protecciòn IP20, IP40 o IP65, en funciòn de los modelos.

FR Famille d'appareils de sol, à plafond, suspendus et murales, pour l'éclairage diffus ou d'orientation et balisage. Pourvus de sources LED chip on board et alimentation électronique intégrée 50/60Hz. Versions de sol pourvues d'une optique en aluminium à émission mono ou bilatérale et plaque de montage en acier pour la fixation au sol avec bloc antivol. Corps en "CementoPiuma" VFRC (vinilic fiber reinforced concrete) béton léger fibré. Ecran diffuseur en PC opale blanc (Zero51). Degré de protection IP20, IP40 ou IP65 selon les modèles.

iCementi

PEAR

SUSPENSION

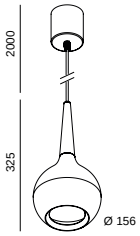

	W	Dim.	H	Kg	CODE
LED E14 230V	1xmax15	ø156	325	2,5	IC1501

A+ 230V ~ IP20 CE

DATI FOTOMETRICI | PHOTOMETRIC DATA

ZERO51 LED

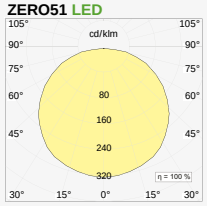

K ° KELVIN



ZERO51 SOFFITTO

CEILING-MOUNTED

	W	K	lm/Led	lm product	CRI	Dali	Dim.	H	Kg	CODE	K		DaliT&D 1-10V		
LED	48	3000	4720	3358	80	x	ø700	150	17	IC0701.830D	30 40		D		
		4000	5400	3842		x				IC0701.840D					
	96	3000	9440	6716	80		ø1000	150	26	IC0702.8					
		4000	10800	7683											
	168	3000	16520	11752	80		ø1300	150	40	IC0703.8					
		4000	18900	13445											

A+ LED incl. A IP30 CE

ZERO51 SOSPENSIONE

HANGING

	W	K	lm/Led	lm product	CRI	Dali	Dim.	H	Kg	CODE	K		DaliT&D 1-10V		
LED	48	3000	4720	3358	80	x	ø700	150	18	IC0601.830D	30 40		D		
		4000	5400	3842		x				IC0601.840D					
	96	3000	9440	6716	80		ø1000	150	27	IC0602.8					
		4000	10800	7683											
	168	3000	16520	11752	80		ø1300	150	41	IC0603.8					
		4000	18900	13445											

A+ LED incl. A IP30 CE

Private Residence – Sydney Australia
Design: Ali Griffith Design
Lighting Project: Gineico Lighting

PANCA



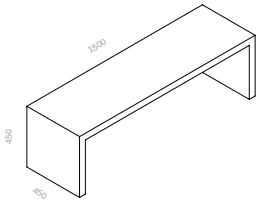

	W	K	lm/Led	lm product	CRI	Dim.	H	Kg	CODE	K
linear LED IP65 14,4W/mt 60LED/ mt 24V	17,2	3000 4000	1080 1152	650 693	80	1500x450	450	39	**IC0501.8**	**30** **40**

A+ IP65

Dim.	H	Kg	CODE
1500x450	450	37	**IC0502****

Seduta conforme alla normativa UNI 11306 del 02.2009/ Seat conforms to standard UNI 11306 of 02.2009
** versione non elettrificata / non-electrified version

PANCHETTO

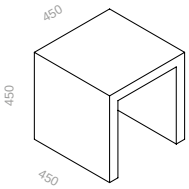

	W	K	lm/Led	lm product	CRI	Dim.	H	Kg	CODE	K
LED 230V	3	3000 4000	270 290	150 161	80	450x450	450	22	**IC0401.8**	**30** **40**

A+ LED incl. IP65

Dim.	H	Kg	CODE
450x450	450	20	**IC0402****

Seduta conforme alla normativa UNI 11306 del 02.2009/ Seat conforms to standard UNI 11306 of 02.2009
** versione non elettrificata / non-electrified version

K ° KELVIN



DATI FOTOMETRICI | PHOTOMETRIC DATA

ZERO51 LED

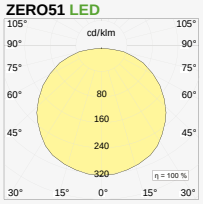

PANCA LED

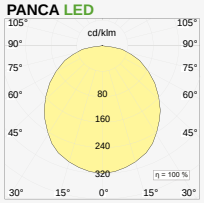

PASTORALE LED

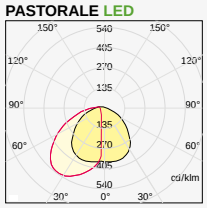

CENTO3CENTO LED

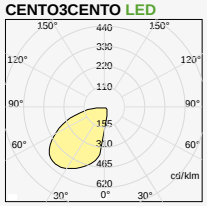

MONOLYTE
TERRA - FLOOR

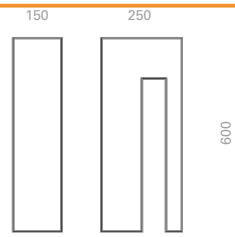

	W	K	lm/Led	lm product	CRI	Dim.	H	Kg	CODE	K
LED 230V	3	3000	270	85	80	150x250	600	22	**IC0201.8**	**30**
		4000	290	91						**40**

A+ LED IP65 CE

CENTO3CENTO
TERRA - FLOOR

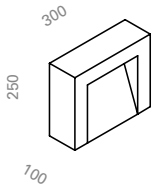

	W	K	lm/Led	lm product	CRI	Dim.	H	Kg	CODE	K
LED 230V	3	3000	270	70	80	100x300	250	7,75	**IC0101.8**	**30**
		4000	290	75						**40**

A+ LED IP65 CE

PASTORALE
TERRA - FLOOR

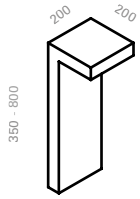

	W	K	lm/Led	lm product	CRI	Dim.	H	Kg	CODE	K
LED 230V	3	3000	270	150	80	200x200	350	9	**IC0301.8**	**30**
		4000	290	161						**40**
	6	3000	540	300	80	200x200	800	9	**IC0302.8**	
		4000	580	322						

A+ LED IP65 CE

Private Residence – Perth, Australia
Architect: Wright Feldhusen Architects
Lighting Project: Gineico Lighting

2BO1
SUSPENSION

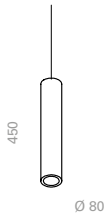

	W	Dim.	H	Kg	CODE
QPAR16 GU10 230V	1x max 50	ø80	450	2.96	**IC1401**

2BO2 SOFFITTO
CEILING

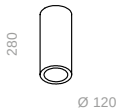

	W	Dim.	H	Kg	CODE
QPAR30 E27 230V	1x max 100	ø120	280	3.10	**IC1201**

2BO2 SOSPENSIONE
SUSPENSION

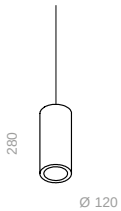

	W	Dim.	H	Kg	CODE
QPAR30 E27 230V	1xmax 100	ø120	280	3.5	**IC1301**

K ° KELVIN



BRIQUEV

WALL

	W	K	lm/Led	lm product	CRI	Dim.	H	Kg	CODE	K
LED	6	3000 4000	540 580	300 322	80	120x100	200	2,2	**IC1101.8**	**30** **40**
	6+6	3000 4000	1080 1160	600 644	80	120x100	200	2,49	**IC1102.8**	

A+ LED INCL. A IP65 CE

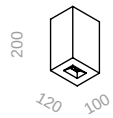

BRIQUEO

WALL

	W	K	lm/Led	lm product	CRI	Dim.	H	Kg	CODE	K
LED	6	3000 4000	540 580	300 322	80	120x250	80	2,6	**IC1001.8**	**30** **40**
	6+6	3000 4000	1080 1160	600 644	80	120x250	80	2,8	**IC1002.8**	

A+ LED INCL. A IP65 CE

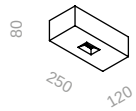

HOW TO CREATE THE CODE:

COMPULSORY CHOICE

CODE	K
###	**30** **40**

BASE CODE

KELVIN

K ° KELVIN



DATI FOTOMETRICI | PHOTOMETRIC DATA

BRIQUE MONO LED

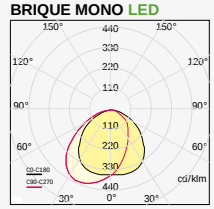

BRIQUE BIEMISS. LED

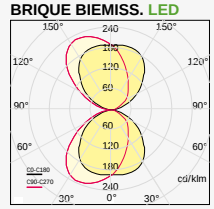

I PIPEDI Q

IT Apparecchi a soffitto o parete per illuminazione diretta o diretta /indiretta, per sorgenti a tensione di rete alogene o LED con attacco GU10 o G9. Corpo a sezione quadrata in estruso di alluminio in finitura verniciata. Completi di staffa per fissaggio a soffitto o parete a seconda del modello. Grado di protezione IP20 e classe I.

EN Wall and ceiling –mounted lighting fittings with direct or direct/indirect lighting emission. For 230V QPAR16 GU10 or QT14C G9 halogen/LED lamps. Body in painted extruded aluminium of square cross-section. Complete with ceiling or wall fixing bracket. Degree of protection IP20.

DE Decken- oder Wandleuchten für direkte oder direkte / indirekte Beleuchtung, für Halogen-Netzspannungsquellen oder LEDs mit GU10- oder G9-Sockel. Quadratischer Körper aus stranggepresstem lackiertem Aluminium. Komplett mit Halterung für Decken- oder Wandmontage, je nach Modell. Erhältlich in Weiß, Schwarz, Corten, Anthrazit. Schutzart IP20 und Klasse I.

ES Luminarias de techo o de pared, IP20 y clase I, para iluminación directa o directa / indirecta, equipadas con con portalámparas GU10 o G9. Cuerpo de sección cuadrada en aluminio extruido pintado. Completo con soporte para montaje en techo o pared según el modelo. Disponible en acabado blanco, negro, corten, antracita.

FR Plafonniers ou appliques murales pour l'éclairage direct ou direct / indirect, pour les sources halogènes ou LED alimentées directement en 230V avec un culot GU10 ou G9. Corps de section carrée en aluminium extrudé avec une finition peinte. Complet avec support pour montage au plafond ou au mur selon le modèle. Disponible en blanc, noir, corten, anthracite. Degré de protection IP20 et classe I.

I-PIPEDI Q GU10 SOFFITTO

CEILING

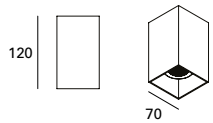

	W	Dim.	H	CODE		Col.
QPAR16 GU10 230V	1 x max 50	70x70	120	**PPQ20**	/	01 02 60 99

I-PIPEDI Q GU10 MONOEMISSIONE PARETE

WALL MONOEMISSION

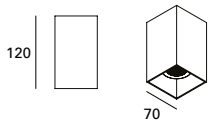

	W	Dim.	H	CODE		Col.
QPAR16 GU10 230V	1 x max 50	70x70	120	**PPQ11**	/	01 02 60 99

I-PIPEDI PARETE Q G10 BIEMISSIONE

Q G10 BIEMISSION

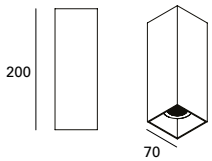

	W	Dim.	H	CODE		Col.
QPAR16 GU10 230V	2x max 50	70x70	200	**PPQ12**	/	01 02 60 99

I-PIPEDI Q G9 BIEMISSIONE PARETE

Q G9 BIEMISSION

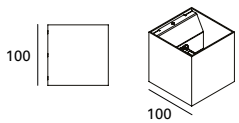

	W	Dim.	H	CODE		Col.
QT-14 c G9 230V	1 x max 60	10x100	100	**PPQ10**	/	01 02 60 99

Col. COLORI / FINISHINGS

01 - bianco - white
02 - nero - black
60 - verniciato cor-ten - painted cor-ten
99 - Grafite - Graphite

DATI FOTOMETRICI | PHOTOMETRIC DATA

IPIPEDI Q LED 28°

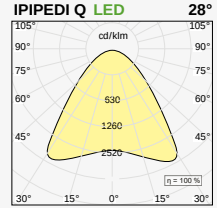

IPIPEDI Q HALO

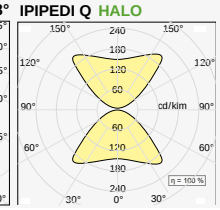

IT Apparecchi a soffitto, sospensione e parete per illuminazione diretta fissa od orientabile, completi di sorgenti LED professionali o per lampade led/alogene QR-CB51 GU5,3 12V/230 e QPAR16 GU10 230V. Completi di gruppo di alimentazione. Corpo cilindrico in estruso di alluminio finitura verniciata. Completi di staffa per fissaggio a soffitto, cavi di sospensione in acciaio con sistema di regolazione micrometrica e cavo di alimentazione L.2000 mm. o basetta di fissaggio a parete a seconda dei modelli. Grado di protezione IP20/IP54.

EN Ceiling-mounted, wall-munted or hanging fixtures for fix or adjustable direct lighting. Complete with professional LED source, or for 12V/230V GU5,3 QR-CB51 and 230V GU10 QPAR16 led/halogen lamps. Complete with control-gear box. Cylindrical body in painted extruded aluminium. Complete with ceiling mounting bracket, L.2000 mm feed cable and suspension steel cables with micrometric regulation system or wall fixing bracket, according to the model. IP20/IP54 degreeof protection.

DE Deckenleuchten, pendelleuchten, wandleuchten für feste oder verstellbare direkte Beleuchtung. Komplett mit Professional LED-Lampe oder für LED-/Halogenlampen des Typs QR-CBC51, GU5,3 (12 V/230 V), GU10 QPAR16 230V. Komplett mit 230V-/240VSteuergerät. Zylindrischer Korpus aus lackiertem, stranggepresstem Aluminium. Komplett mit Montagehalterungen für Deckenmontage. Komplett mit 2000 mm langem Zuleitungskabel und Stahl-Abhängungsseilen mit Feinverstellun oder mit Montagehalterungen für Wandmontage je nach modell. Schutzart IP20 oder IP54.

ES Aparato a plafón, pared y techo para iluminación directa fija o orientable, con LED profesionales, o para lamparas led/halogennasvQR-CB51 GU5,3 y QPAR16 GU10. Con grupo de alimentación 230V/240V. Cuerpo cilíndrico en estruso de aluminio barnizado. Con soporte de fijación en el techo, cable de suspensión en acero con sistema de regulación micrométrica y cable de alimentación de 2000 mm. o base de fijación a la pared. Grado de protección IP20/IP54.

FR Luminaires pour installation au plafond, en applique, en suspension pour un éclairage direct. Fixe ou orientable, Complets avec une source LED professionnelle ou pour les lampes LED/halogènes QR-CBC51, GU5,3 12V 230V, GU10 QPAR16 230V. Complets avec groupe d'alimentation. Complets avec un câble d'alimentation d'une longueur de 2000 mm et des câbles de suspension en acier avec le système de régulation micrométrique, ou avec des supports de fixation au plafond selon les modeles. Corps cylindrique en aluminium extrudé peint. Degré de protection IP20 ou IP54.

Private Residence – Sydney, Australia
Archtect: Corben Architects
Lighting Project: Gineico Lighting

I-PIPEDI R55 SOFFITTO

CEILING

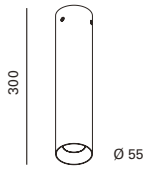

	W	K	lm/Led	lm product / ∡ F 24°	lm product / ∡ W 36°	CRI	Dim.	H	Kg	CODE	K	∡	Dim TF		Col.
LED 3SDCM 50000h L90 B10 ta 25°C	6,8	2700	480	321	437	>90	ø55	300	1,07	PP011.9	30 27 40	F W	DF	/	01 02 60 99
		3000	494	330	450										
		4000	544	363	496										

A+ LED incl. A IP20 CE

	W	K	lm/Led	lm product / ∡ S 27°	lm product / ∡ F 46°	CRI	Dim.	H	Kg	CODE	K	∡	Dim TF		Col.
LED 3SDCM 50000h L90 B10 ta 25°C	12	2700	1325	1285	1289	>90	ø55	300	1,07	PP013.9	27 30 40	S F	DF	/	01 02 60 99
		3000	1350	1285	1289										
		4000	1400	1333	1337										
	18	2700	1620	1546	1550	>90	ø55	300	1,07	PP014.9					
		3000	1650	1575	1579										
		4000	1750	1670	1675										

A+ LED incl. A IP20 CE

	W	K	lm/Led	lm product / ∡ W 38°	CRI	Dim.	H	Kg	CODE		Col.
LED warm dimming	12	1800-3000	1045	936	>90	ø55	300	1,07	PP012.WDW	/	01 02 60 99

A+ LED incl. A IP20 CE

	W	Dim.	H	Kg	CODE		Col.
QPAR16 GU10 230V	1 x max 50	ø55	300	1,04	PP013	/	01 02 60 99

A+→D 230V ac IP20 CE

I-PIPEDI R90 SOFFITTO

CEILING - TECHO

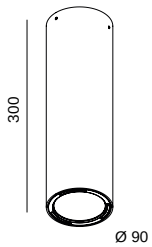

	W	K	lm/Led	lm product / ∡ F 24°	lm product / ∡ W 38°	CRI	Dim.	H	CODE	K	∡	Dali		Col.
LED 3SDCM 50000h L90 B10 ta 25°C	17	2700	1790	1530	1609	>90	ø90	300	PP021.9	27 30	F W	D	/	01 02 60 99
		3000	1925	1645	1730									
		4000	2115	1807	1901									
	24,3	2700	2370	2011	2095	>90	ø90	300	PP022.9					
		3000	2545	2160	2250									
		4000	2800	2376	2475									

A+ LED incl. A IP20 CE

	W	Dim.	H	CODE		Col.
QPAR16 GU10 230V	1 x max 50	ø90	300	PP023	/	01 02 60 99

A+→D 230V ac IP20 CE

Versione base LED con driver Dimmerabile taglio di fase incluso | Trailing/leading edge dimmable included in Led base version

accessori - accessories
L085#.#: anello Ø85 con lente - lens with ring Ø85

DATI FOTOMETRICI | PHOTOMETRIC DATA

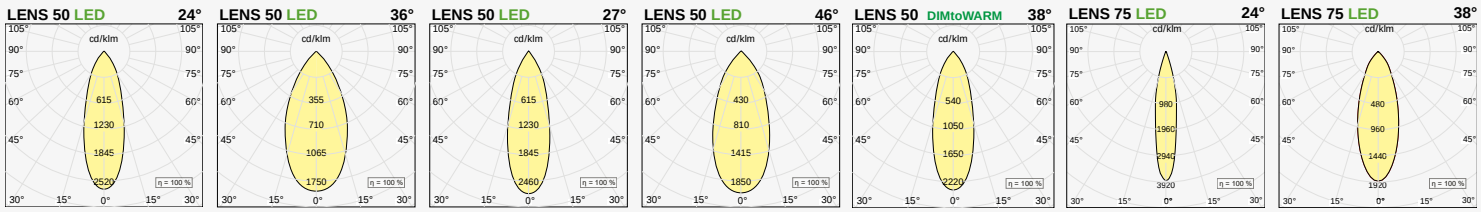

I-PIPEDI R120 SOFFITTO

CEILING

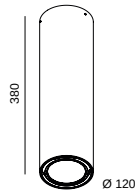

	W	K	lm/Led	lm product / ∠ F 24°	W 38°	CRI	Dim.	H	CODE	K	∠	Dali		Col.
LED 3SDCM 50000h L90 B10 ta 25°C	17	2700	1790	1530	1609	>90	ø120	380	PP031.9	27 30	F W	D	/	01 02 60 99
		3000	1925	1645	1730									
		4000	2115	1807	1901									
	24,3	2700	2370	2011	2095	>90	ø120	380	PP032.9					
		3000	2545	2160	2250									
		4000	2800	2376	2475									
	37,5	2700	4180	3487	3506	>90	ø120	380	PP033.9					
		3000	4346	3626	3645									
		4000	4412	3681	3700									

A+ Ⓐ IP20 CE

Versione 17W e 24,3W con driver Dimmerabile taglio di fase incluso | Trailing/leading edge dimmer included in 17W e 24,3W version

Accessori - accessories
L0115#.#: anello Ø85 con lente - lens with ring Ø85

I-PIPEDI R90 SOFFITTO OUTDOOR

CEILING

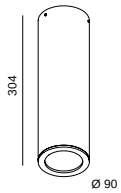

	W	K	lm/Led	lm product / ∠ F 24°	W 38°	CRI	Dim.	H	CODE	K	∠	Dali		Col.
LED 3SDCM 50000h L90 B10 ta 25°C	17	2700	1790	1530	1609	>90	ø90	304	PP421.9	27 30 40	F W	D	/	01 02 60 99
		3000	1925	1645	1730									
		4000	2115	1807	1901									

A+ LED incl. Ⓐ IP54 CE

	W	Dim.	H	CODE		Col.
QPAR16 GU10 230V	1x max 50	ø90	304	PP422	/	01 02 60 99

A+↔D 230V ac IP54 CE

Versione base LED con driver Dimmerabile taglio di fase incluso | Trailing/leading edge dimmable included in Led base version.

I-PIPEDI R120 SOFFITTO OUTDOOR

CEILING

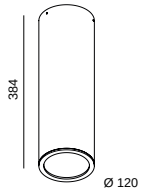

	W	K	lm/Led	lm product / ∠ F 24°	W 38°	CRI	Dim.	H	CODE	K	∠	Dali		Col.
LED 3SDCM 50000h L90 B10 ta 25°C	24,3	2700	2370	2011	2095	>90	ø120	384	PP432.9	27 30 40	F W	D	/	01 02 60 99
		3000	2545	2160	2250									
		4000	2800	2376	2475									

A+ LED incl. Ⓐ IP54 CE

Versione base con driver Dimmerabile taglio di fase incluso | Trailing/leading edge dimmable base version

K ° KELVIN

∠ FASCIO / BEAM

Col. COLORI / FINISHINGS

- **01** - bianco - white
- **02** - nero - black
- **60** - verniciato cor-ten - painted cor-ten
- **99** - Grafite - Graphite

ACCESSORI | ACCESSORIES

L085#.A - L111#.A: lenti con anello - lenses with ring
pag. 564

VERSIONI OPZIONALI | OPTIONAL VERSION

DF dimmerabile taglio di fase
trailing/leading edge dimmable

D dimmerabile Dali
dimmable Dali

Hoyne - Sydney Office
Designer: Interni
Lighting: Gineico Lighting

I-PIPEDI R55S SOSPENSIONE

SUSPENSION

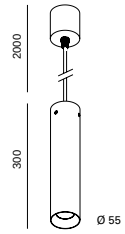

	W	K	lm/Led	lm product / ∠ F 24°	W 36°	CRI	Dim.	H	Kg	CODE	K	∠	Dim TF		Col.
LED 3SDCM 50000h L90 B10 ta 25°C	6,8	2700 3000 4000	480 494 544	321 330 363	437 450 496	>90	ø55	300	1,26	PP111.9	27 30 40	F W	DF	/	01 02 60 99

A+ LED incl. A IP20 CE

	W	K	lm/Led	lm product / ∠ F 25°	W 34°	CRI	Dim.	H	Kg	CODE	K	∠	Dim TF		Col.
LED 3SDCM 50000h L90 B10 ta 25°C	12	2700 3000 4000	1325 1350 1400	1285 1285 1333	1289 1289 1337	>90	ø55	300	1,26	PP112.9	27 30 40	F W	DF	/	01 02 60 99
	18	2700 3000 4000	1620 1650 1750	1546 1575 1670	1550 1579 1675	>90	ø55	300	1,26	PP152.9					

A+ LED incl. A IP20 CE

	W	K	lm/Led	lm product / ∠ W 38°	CRI	Dim.	H	Kg	CODE		Col.
LED warm dimming	12	1800-3000	1045	936	>90	ø55	300	1,26	PP112.WDW	/	01 02 60 99

A+ LED incl. A IP20 CE

	W	Dim.	H	Kg	CODE		Col.
QPAR16 GU10 230V	1x max 50	ø55	300	1,22	PP113	/	01 02 60 99

A+→D 230V ac IP20 CE

I-PIPEDI R90S SOSPENSIONE

SUSPENSION

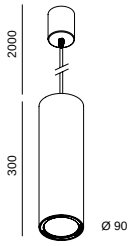

	W	K	lm/Led	lm product / ∠ F 24°	W 38°	CRI	Dim.	H	CODE	K	∠	Dali		Col.
LED 3SDCM 50000h L90 B10 ta 25°C	17	2700 3000 4000	1790 1925 2115	1530 1645 1807	1609 1730 1901	>90	ø90	300	PP021.9	27 30 40	F W	D	/	01 02 60 99
	24,3	2700 3000	2370 2545	2011 2160	2095 2250	>90	ø90	300	PP022.9					

A+ LED incl. A IP20 CE

	W	Dim.	H	CODE		Col.
QPAR16 GU10 230V	1x max 50	ø90	300	PP123	/	01 02 60 99

A+→D 230V ac IP20 CE

Versione base LED con driver Dimmerabile taglio di fase incluso | Trailing/leading edge dimmable included in Led base versione.

accessori - accessories
L085#.#: anello Ø85 con lente - lens with ring Ø85

HOW TO CREATE THE CODE:

COMPULSORY CHOICE
OPTIONAL CHOICE

CODE	K	∠	Dali DimTF		Col.
###	30 40	S F	D DF	/	01 02

BASE CODE | KELVIN | FASCIO/BEAM | DIMM. | COLOUR

I-PIPEDI SOSPENSIONE R120S

SUSPENSION

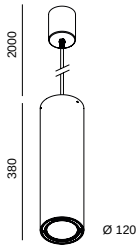

	W	K	lm/Led	lm product / ∠ F 24°	W 38°	CRI	Dim.	H	CODE	K	∠	Dali		Col.
LED 3SDCM 50000h L90 B10 ta 25°C	17	2700	1790	1530	1609	>90	ø120	380	**PP031.9**	27 30 40	F W	D	/	01 02 60 99
		3000	1925	1645	1730									
		4000	2115	1807	1901									
	24,3	2700	2370	2011	2095	>90	ø120	380	**PP032.9**					
		3000	2545	2160	2250									
		4000	2800	2376	2475									
	37,5	2700	4180	3487	3506	>90	ø120	380	**PP033.9**					
		3000	4346	3626	3645									
		4000	4412	3681	3700									

A+ LED IP20 CE

Versione 17W e 24,3W con driver Dimmerabile taglio di fase incluso | Trailing/leading edge dimmer included in 17W e 24,3W version |

accessori - accessories

L0115#.#: anello Ø115 con lente - lens with ring Ø115

R0115#.#: riflettore Ø115 + anello + lente - reflector Ø115 + ring + lens



Col. COLORI / FINISHINGS

- **01** - bianco - white
- **02** - nero - black
- **60** - verniciato cor-ten - painted cor-ten
- **99** - Grafite - Graphite

K ° KELVIN

∠ FASCIO / BEAM

VERSIONI OPZIONALI | OPTIONAL VERSION

DF dimmerabile taglio di fase
trailing/leading edge dimmable

D dimmerabile DALI
dimmable DALI

ACCESSORI | ACCESSORIES

R085#.# - R115#.#: riflettore - reflector

L085#.# - L111#.#: lenti con anello - lenses with ring

pag. 564

DATI FOTOMETRICI | PHOTOMETRIC DATA

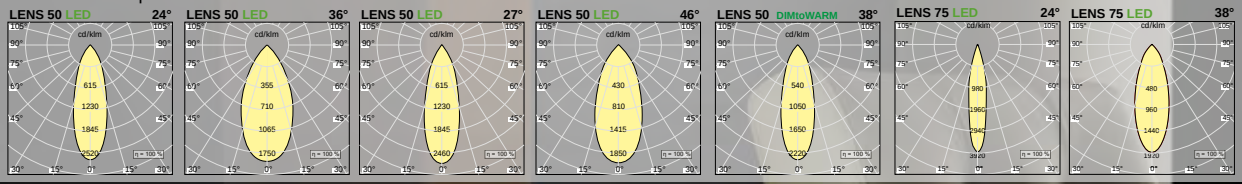

Medium Density Residential – Sydney Australia
Architect: Squillace Architects
Lighting: Gineico Lighting

TABAKALERA - CENTRO INTERNACIONAL DE CULTURA CONTEMPORÀNEA - SPAIN
LIGHTING PROJECT TAO ILLUMINACION

3
TARAKALERAKO
BULEGOA
2

I-PIPEDI R90A PARETE MONO EMISSIONE

SINGLE EMISSION WALL

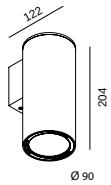

	W	K	lm/Led	lm product / ∠ F 24°	lm product / ∠ W 38°	CRI	Dim.	H	CODE	∠	Dali		Col.
LED 3SDCM 50000h L90 B10 ta 25°C	17	3000	1925	1645	1730	>90	ø90	204	PP221.9	F W	D	/	01 02 60 99

A+ LED IP20 CE

Versione base con driver Dimmerabile taglio di fase incluso | Trailing/leading edge dimmer included in base version

accessori - accessories
L085#.#: anello Ø85 con lente - lens with ring Ø85
R085#.#: riflettore Ø85 + anello + lente - reflector Ø85 + ring + lens

I-PIPEDI R90A2 PARETE BI EMISSIONE

DOUBLE EMISSION WALL

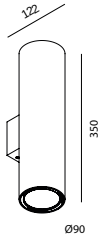

	W	K	lm/Led	lm product / ∠ F 24°	lm product / ∠ W 38°	CRI	Dim.	H	CODE	∠	Dali		Col.
LED 3SDCM 50000h L90 B10 ta 25°C	2x17	3000	3850	3290	3460	>90	ø90	350	PP321.9	F W	D	/	01 02 60 99

A+ LED IP20 CE

Versione base con driver Dimmerabile taglio di fase incluso | Trailing/leading edge dimmer included in base version

accessori - accessories
L085#.#: anello Ø85 con lente - lens with ring Ø85
R085#.#: riflettore Ø85 + anello + lente - reflector Ø85 + ring + lens

I-PIPEDI R120A PARETE MONO EMISSIONE

SINGLE EMISSION WALL

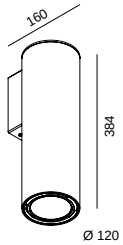

	W	K	lm/Led	lm product / ∠ F 24°	lm product / ∠ W 38°	CRI	Dim.	H	CODE	∠	Dali		Col.
LED 3SDCM 50000h L90 B10 ta 25°C	24,3	3000	2545	2160	2250	>90	ø120	384	PP232.9	F W	D	/	01 02 60 99

LED IP20 CE A+

Versione base con driver Dimmerabile taglio di fase incluso | Trailing/leading edge dimmer included in base version

accessori - accessories
L0115#.#: anello Ø115 con lente - lens with ring Ø115
R0115#.#: riflettore Ø115 + anello + lente - reflector Ø115 + ring + lens

I-PIPEDI R120A2 PARETE BI EMISSIONE

DOUBLE EMISSION WALL

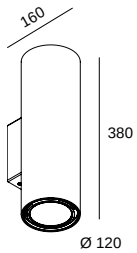

	W	K	lm/Led	lm product / ∠ F 24°	lm product / ∠ W 38°	CRI	Dim.	H	CODE	∠	Dali		Col.
LED 3SDCM 50000h L90 B10 ta 25°C	2x24,3	3000	5090	4320	4500	>90	ø120	380	PP332.9	F W	D	/	01 02 60 99

A+ LED IP20 CE

Versione base con driver Dimmerabile taglio di fase incluso | Trailing/leading edge dimmer included in base version

accessori - accessories
L0115#.#: anello Ø115 con lente - lens with ring Ø115
R0115#.#: riflettore Ø115 + anello + lente - reflector Ø115 + ring + lens

I-PIPEDI R90A OUTDOOR PARETE MONO EMISSIONE

SINGLE EMISSION WALL-MOUNTED

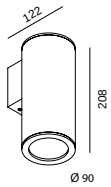

	W	K	lm/Led	lm product / ∠ F 24°	W 38°	CRI	Dim.	H	CODE	∠	Dali		Col.
LED 3SDCM 50000h L90 B10 ta 25°C	17	3000	1925	1645	1730	>90	ø90	208	**PP521.9**	F W	D	/	01 02 60 99

A+ LED incl. A IP54 CE

Versione base con driver Dimmerabile taglio di fase incluso | Trailing/leading edge dimmer included in base version | Versione base dimmable corte de fase

I-PIPEDI R90A2 PARETE OUTDOOR BI EMISSIONE

DOUBLE EMISSION WALL-MOUNTED

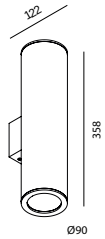

	W	K	lm/Led	lm product / ∠ F 24°	W 38°	CRI	Dim.	H	CODE	∠	Dali		Col.
LED 3SDCM 50000h L90 B10 ta 25°C	2x17	3000	3850	3290	3460	>90	ø90	358	**PP621.9**	F W	D	/	01 02 60 99

A+ LED incl. A IP54 CE

Versione base con driver Dimmerabile taglio di fase incluso | Trailing/leading edge dimmer included in base version | Versione base dimmable corte de fase

I-PIPEDI R120A PARETE OUTDOOR MONO EMISSIONE

SINGLE EMISSION WALL-MOUNTED

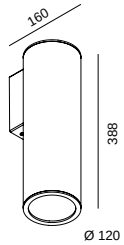

	W	K	lm/Led	lm product / ∠ F 24°	W 38°	CRI	Dim.	H	CODE	∠	Dali		Col.
LED 3SDCM 50000h L90 B10 ta 25°C	24,3	3000	2545	2160	2250	>90	ø120	388	**PP532.9**	F W	D	/	01 02 60 99

A+ LED incl. A IP54 CE

Versione base con driver Dimmerabile taglio di fase incluso | Trailing/leading edge dimmer included in base version | Versione base dimmable corte de fase

I-PIPEDI R120A2 PARETE OUTDOOR BI EMISSIONE

R120A2 DOUBLE EMISSION

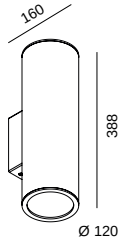

	W	K	lm/Led	lm product / ∠ F 24°	W 38°	CRI	Dim.	H	CODE	∠	Dali		Col.
LED 3SDCM 50000h L90 B10 ta 25°C	2x24,3	3000	5090	4320	4500	>90	ø120	388	**PP632.9**	F W	D	/	01 02 60 99

A+ LED incl. A IP54 CE

Versione base con driver Dimmerabile taglio di fase incluso | Trailing/leading edge dimmer included in base version | Versione base dimmable corte de fase

Accessori- Accessories

LENTE CON ANELLO

LENS WITH RING

	Dim.	Kg	CODE		
LENTE SATINATA CON ANELLO / SATIN LENS WITH RING	ø85	0,02	L085S.A	/	01 02

	Dim.	Kg	CODE		
LENTE ELISSOIDALE CON ANELLO / ELIPSOID LENS WITH RING	ø85	0,02	L085EA	/	01 02

	Dim.	Kg	CODE		
LENTE ASIMMETRICA CON ANELLO / ASYMMETRIC LENS WITH RING	ø85	0,02	L085AA	/	01 02

	Dim.	Kg	CODE		
LENTE NIDO D'APE CON ANELLO / HONEY COMB LOUVER WITH RING	ø85	0,02	L085RA	/	01 02

HOW TO CREATE THE CODE:

COMPULSORY CHOICE

OPTIONAL CHOICE

CODE		∠	Dali		Col.
###		F W	D	/	01 02
BASE CODE		FASCIO/BEAM	DIMM.		COLOUR

K ° KELVIN

∠ FASCIO / BEAM

VERSIONI OPZIONALI | OPTIONAL VERSION

dimmerabile Dali
dimmable Dali

Col. COLORI / FINISHINGS

01 - bianco - white
02 - nero - black
60 - verniciato cor-ten - painted cor-ten
99 - Grafite - Graphite

DATI FOTOMETRICI | PHOTOMETRIC DATA

BIEMISSION LED 24°

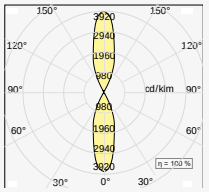

BIEMISSION LED 38°

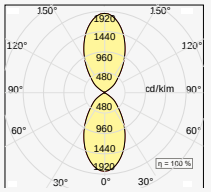

RISTORANTE NETTUNO RIMINI - ITALY
PROJECT ARCH. M. MORANDI
PHOTO M. FLORES

FILE 2 COMPLEMENTI

IT Apparecchi a soffitto per illuminazione diretta, completi di sorgenti LED professionali o per lampade alogene o LED QPAR16 GU10. Corpo quadrato o rettangolare in lamiera di accaio verniciata. Completi di staffa per fissaggio a sofftto. Per le loro dimensioni, oltre che da soli, suggeriti in abbinamento a moduli fniti e profili File 2 e all'interno del Containers.

EN Ceiling-mounted 0xtures for direct lighting. Complete with professional LED source or for 230V GU10 QPAR16 LED or halogen lamps. Square or rectangular body in painted steel. Complete with ceiling mounting bracket. The fixtures dimensions are studied to allow the use alone or within the Containers profile along with the FILE 2 profile family modules.

DE Deckenleuchten für direkte Beleuchtung. Komplett mit Professional LED-Lampe oder für LED- oder Halogenlampen des Typs GU10 QPAR16 (230 V). Quadratischer oder rechtwinkliger Korpus aus lackiertem Stahl. Komplett mit Montagehalterungen für Deckenmontage. Die Leuchtenabmessungen sind so gewählt, dass diese Leuchten allein oder aber in CONTAINER Profilen zusammen mit Modulen der FILE 2-Produktreihe verwendet werden können.

ES Aparatos a plafón para iluminación directa, con LED profesionales o para lámparas halógenas o LED QPAR16 GU10. Cuerpo cuadrado o rectangular en lámina de acero pintada. Con soporte de 0jación al techo. Dadas sus dimensiones, además de solos, se sugiere su instalación en combinación con el perfil FILE2 y en el interior del peril Containers.

FR Luminaires pour installation au plafond pour un éclairage direct. Complets avec une source LED professionnelle ou pour les lampes LED ou halogènes GU10 QPAR16. Corps carré ou rectangulaire en tôie d'acier peinte. Complets avec un support de fixation au plafond. Les dimensions des luminaires sont étudiées pour permettre une utilisation indépendante ou dans le profilé CONTAINERS ou avec les modules finis et les profiles de la famille FILE2.

FILE2 COMPLEMENTI 1

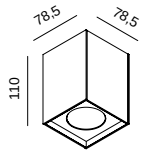

	W	K	lm/Led	lm product / ∠ F 24°	lm product / ∠ W 36°	CRI	Dim.	H	CODE	K	∠		Col.
LED 3SDCM 50000h L90 B10 ta 25°C	6,8	3000 4000	494 544	330 363	450 496	>90	78x78	110	**LT2660.9**	**30** **40**	**F** **W**	/	**01** **02** **49**

A+ LED IP40 SELV

	W	Dim.	H	CODE		Col.
QPAR16 GU10 230V	1x50	78x78	110	**LT2660**	/	**01** **02** **49**

A+→D IP40

FILE2 COMPLEMENTI 2

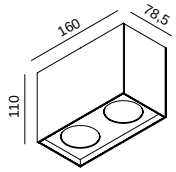

	W	K	lm/Led	lm product / ∠ F 24°	lm product / ∠ W 36°	CRI	Dim.	H	CODE	K	∠		Col.
LED 3SDCM 50000h L90 B10 ta 25°C	2x6,8	3000 4000	988 1088	660 727	900 991	>90	78x160	110	**LT2661.9**	**30** **40**	**F** **W**	/	**01** **02** **49**

A+ LED IP40 SELV

	W	Dim.	H	CODE		Col.
QPAR16 GU10 230V	2x50	78x160	110	**LT2661**	/	**01** **02** **49**

A+→D IP40

HOW TO CREATE THE CODE:

COMPULSORY CHOICE
OPTIONAL CHOICE

CODE	K	∠		Col.
###	**30** **40**	**S** **F**	/	**01** **02**

BASE CODE — KELVIN — FASCIO/BEAM — COLOUR

Col. COLORI / FINISHINGS

- **01** - bianco - white
- **02** - nero - black
- **27** - ossidato alluminio - oxidised aluminium
- **49** - moka - moka

∠ FASCIO / BEAM

K ° KELVIN

ESSENSITY

GIANFRANCA
DEGRANDIS

IT Apparecchi a parete mono o biemissione per illuminazione d'accento e di evidenziazione di pareti e angoli. Gruppo ottico completo di sorgenti LED professionali, completo di alimentatore. Disponibili in versione ad angolo interno 90°, ad angolo esterno 270° e piatta. Corpo in metallo finitura verniciata. Grado di protezione IP40 e IP54.

EN Single or double-emission wall-mounted fixtures for accent lighting of planes or angles. Optical group complete with professional LED and electronic power-supply. Avaialable in 90° internal angle, 270° external angle or !at. Body in painted metal. Degree of protection IP40 and IP54.

DE Wandleuchten mit ein- oder zweiseitiger Abstrahlung für akzentuierte Beleuchtung von ebenen Wänden oder Ecken. Optik komplett mit Professional LED-Lampe und Netzteil. Erhältlich in Ausführungen mit 90°-Innenwinkel, 270°-Außenwinkel oder in ebener Ausführung. Korpus aus lackiertem Metall. Schutzart IP40/IP54.

ES Aparatos de pared mono o biemisión para iluminación concentrada y para el resalte de paredes y ángulos. Grupo óptico con LED profesionales y alimentador electronico. Disponible en versión con ángulo interno 90°, ángulo externo 270° y plano. Cuerpo en metal acabado barnizado. Grado de protección IP40 y IP54.

FR Luminaires pour installation au mur à émission simple ou double pour l'éclairage d'accent des parois ou des angles. Groupe optique complet avec une source LED professionnelle et avec alimentateur. Disponible avec un angle interne de 90°, un angle externe de 270° ou plat. Corps en métal peint. Degré de protection IP40/IP54.



MANINE

Private Residence – Perth
Australia / Architect: Wright Feldhusen Architects
Lighting Project: Gineco Lighting

MANINE 270-O BIEMISSIONE ORIZZONTALE

270-O HORIZONTAL DOUBLE EMISSION

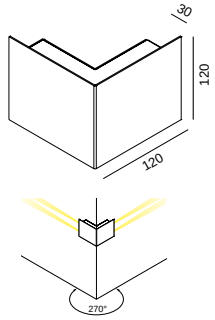

IP40

LED 50000h L70 B10 ta 25°C

W	K	lm/Led	lm product	CRI	Kg	CODE		Col.
4x1,5	3000	540	368	80	0,82	LT7000	/	01 60 99
4x1,5	4000	580	395	80	0,82	LT7010		

A+ LED incl. A IP40 CE

IP54

LED 50000h L70 B10 ta 25°C

W	K	lm/Led	lm product	CRI	Kg	CODE		Col.
4x1,5	3000	540	368	80	0,92	LT7001	/	01 60 99
4x1,5	4000	580	395	80	0,92	LT7011		

A+ LED incl. A IP54 CE

MANINE 270-V BIEMISSIONE VERTICALE

270-V VERTICAL DOUBLE EMISSION



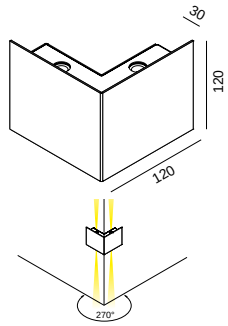

IP40

LED 50000h L70 B10 ta 25°C

W	K	lm/Led	lm product	CRI	Kg	CODE		Col.
4x1,5	3000	540	368	80	0,82	LT7004	/	01 60 99
4x1,5	4000	580	395	80	0,82	LT7014		

A+ LED incl. A IP40 CE

IP54

LED 50000h L70 B10 ta 25°C

W	K	lm/Led	lm product	CRI	Kg	CODE		Col.
4x1,5	3000	540	368	80	0,92	LT7005	/	01 60 99
4x1,5	4000	580	395	80	0,92	LT7015		

A+ LED incl. A IP54 CE

MANINE 270-V MONOEMISSIONE VERTICALE

270-V VERTICAL SINGLE EMISSION

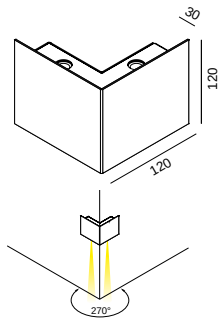

IP40

LED 50000h L70 B10 ta 25°C

W	K	lm/Led	lm product	CRI	Kg	CODE		Col.
2x1,5	3000	270	184	80	0,78	LT7002	/	01 60 99
2x1,5	4000	290	198	80	0,78	LT7012		

A+ LED incl. A IP40 CE

IP54

LED 50000h L70 B10 ta 25°C

W	K	lm/Led	lm product	CRI	Kg	CODE		Col.
2x1,5	3000	270	184	80	0,78	LT7003	/	01 60 99
2x1,5	4000	290	198	80	0,78	LT7013		

A+ LED incl. A IP54 CE

Col. COLORI / FINISHINGS

- **01** - bianco - white
- **60** - verniciato cor-ten - paintedcor-ten
- **99** - Grafite - Graphite

DATI FOTOMETRICI | PHOTOMETRIC DATA

MANINE LED 14°

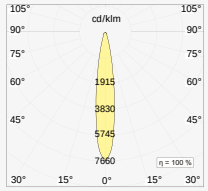

MANINE BI LED 14°

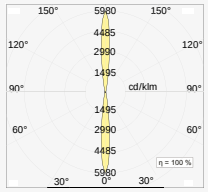

MANINE 90-O BIEMISSIONE ORIZZONTALE

90-O HORIZONTAL DOUBLE EMISSION

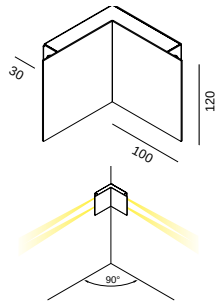

IP40

LED 50000h L70 B10 ta 25°C

W	K	lm/Led	lm product	CRI	Kg	CODE		Col.
4x1,5	3000	540	368	80	0,82	LT7100	/	01 60 99
4x1,5	4000	580	395	80	0,82	LT7110		

A+ LED incl. A IP40 CE

IP54

LED 50000h L70 B10 ta 25°C

W	K	lm/Led	lm product	CRI	Kg	CODE		Col.
4x1,5	3000	540	368	80	0,92	LT7101	/	01 60 99
4x1,5	4000	580	395	80	0,92	LT7111		

A+ LED incl. A IP54 CE

MANINE 90-V BIEMISSIONE VERTICALE

90-V VERTICAL DOUBLE EMISSION

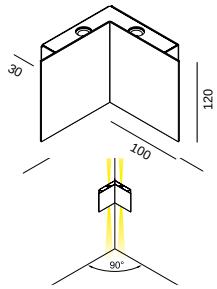

IP40

LED 50000h L70 B10 ta 25°C

W	K	lm/Led	lm product	CRI	Kg	CODE		Col.
4x1,5	3000	540	368	80	0,82	LT7104	/	01 60 99
4x1,5	4000	580	395	80	0,82	LT7114		

A+ LED incl. A IP40 CE

IP54

LED 50000h L70 B10 ta 25°C

W	K	lm/Led	lm product	CRI	Kg	CODE		Col.
4x1,5	3000	540	368	80	0,92	LT7105	/	01 60 99
4x1,5	4000	580	395	80	0,92	LT7115		

A+ LED incl. A IP54 CE

MANINE 90-V MONOEMISSIONE VERTICALE

90-V SINGLE EMISSION

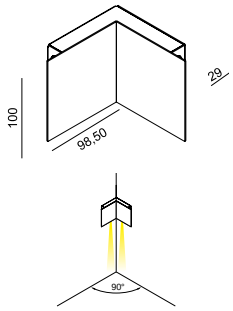

IP40

LED 50000h L70 B10 ta 25°C

W	K	lm/Led	lm product	CRI	Kg	CODE		Col.
2x1,5	3000	270	184	80	0,78	LT7102	/	01 60 99
2x1,5	4000	290	198	80	0,78	LT7112		

A+ LED incl. A IP40 CE

IP54

LED 50000h L70 B10 ta 25°C

W	K	lm/Led	lm product	CRI	Kg	CODE		Col.
2x1,5	3000	270	184	80	0,86	LT7103	/	01 60 99
2x1,5	4000	290	198	80	0,86	LT7113		

A+ LED incl. A IP54 CE

HOW TO CREATE THE CODE:

COMPULSORY CHOICE

CODE		Col.
###	/	01 02

BASE CODE — COLOUR

MANINE PARETE MONOEMISSIONE

SINGLE EMISSION

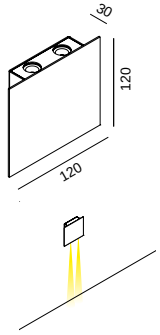

IP40

LED
50000h L70 B10
ta 25°C

W	K	lm/Led	lm product	CRI	Kg	CODE		Col.
2x1,5	3000	270	184	80	0,52	LT7200	/	01 60 99
2x1,5	4000	290	198	80	0,52	LT7210		

A+ LED IP40 CE

Posizionabile anche in verticale. | possible to be installed vertically

IP54

LED
50000h L70 B10
ta 25°C

W	K	lm/Led	lm product	CRI	Kg	CODE		Col.
2x1,5	3000	270	184	80	0,58	LT7201	/	01 60 99
2x1,5	4000	290	198	80	0,58	LT7211		

A+ LED IP54 CE

Posizionabile anche in verticale. | possible to be installed vertically

MANINE PARETE BIEMISSIONE

DOUBLE EMISSION

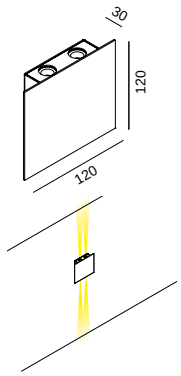

IP40

LED
50000h L70 B10
ta 25°C

W	K	lm/Led	lm product	CRI	Kg	CODE		Col.
4x1,5	3000	540	368	80	0,56	LT7300	/	01 60 99
4x1,5	4000	580	395	80	0,56	LT7310		

A+ LED IP40 CE

Posizionabile anche in verticale. | possible to be installed vertically

IP54

LED
50000h L70 B10
ta 25°C

W	K	lm/Led	lm product	CRI	Kg	CODE		Col.
4x1,5	3000	540	368	80	0,65	LT7301	/	01 60 99
4x1,5	4000	580	395	80	0,65	LT7311		

A+ LED IP54 CE

Posizionabile anche in verticale. | possible to be installed vertically

HOW TO CREATE THE CODE:

COMPULSORY CHOICE

CODE		Col.
###	/	01 02

BASE CODE | COLOUR

DATI FOTOMETRICI | PHOTOMETRIC DATA

MANINE LED 14°

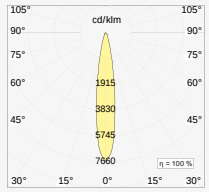

MANINE BI LED 14°

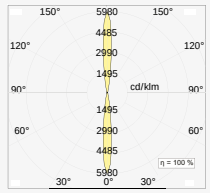

Col. COLORI / FINISHINGS

- **01** - bianco - white
- **60** - verniciato cor-ten - paintedcor-ten
- **99** - Grafite - Graphite

Private Residence – Perth
Australia / Architect: Wright Feldhusen Architects
Lighting Project: Gineico Lighting

IT Applique architetturale a sorgente LED lineare. Caratterizzata da linea geometrica e dimensioni ultra-minimali, una volta installata diventa parte integrante dell'architettura. App-line, una piccola mensola con emissione luminosa indiretta. App-eal, una "L", con emissione luminosa indiretta. Corpo in alluminio pieno lavorato, finitura verniciata. Gruppo ottico completo di schermo di protezione satinato. Grado di protezione IP40.

EN Wall-mounted fixtures for indirect diffused lighting. Complete with 230V/240V professional linear LED sources. App-line, a little shelf with indirect lighting emission. App-eal "L" shaped with direct lighting emission. Body in painted milled aluminium. Optical group complete with frosted screen. Degree of protection IP40.

DE Wandleuchten für indirekte diffuse Beleuchtung.
Komplett mit Professional LEDLinienlampen (230 V/240 V). Korpus aus gefrästem massivem Aluminium, lackiert. Optik komplett mit satiniertem Schutzschirm.
Schutzart IP40.

ES Aparatos de pared para iluminación indirecta difuminada, con LED profesionales dimerables 230V/240V. App-line emision luz indirecta. App-eal emision luz directa. Cuerpo en aluminio macizo, fresado, acabado pintado- Grupo óptico con pantalla de protección satinado. Grado de protección IP40.

FR Applique architecturale à source LED linéaire. Caractérisée par une ligne géométrique et des dimensions très minimales, après le montage elle devient partie intégrante de l'architecture. App-line, une petite console à émission lumineuse indirecte. App-eal, une "L" à émission lumineuse indirecte. Corps en aluminium usine peint. Groupe optique complet avec un écranmat.

APP-LINE 1

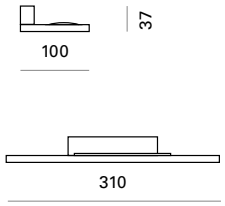

	W	K	lm/Led	lm product	CRI	∡	Dim.	H	Kg	CODE		Col.
LED 230V 50000h L70 B10 ta 25°C	1x13	3000	940	940	>80	110	100x310	37	1	**APS01**	/	**01**
	1x13	4000	960	960	>80	110	100x310	37	1	**APS02**		

A LED IP40 CE

APP-LINE 2

	W	K	lm/Led	lm product	CRI	∡	Dim.	H	Kg	CODE		Col.
LED 230V 50000h L70 B10 ta 25°C	2x13	3000	1880	1880	>80	110	100x440	37	1,30	**APSB1**	/	**01**
	2x13	4000	1920	1920	>80	110	100x440	37	1,30	**APSB2**		

A LED IP40 CE

APP-EAL 1

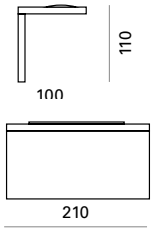

	W	K	lm/Led	lm product	CRI	∡	Dim.	H	Kg	CODE		Col.
LED 230V 50000h L70 B10 ta 25°C	1x13	3000	940	940	>80	110	100x210	110	1,2	**APE01**	/	**01**
	1x13	4000	960	960	>80	110	100x210	110	1,2	**APE02**		

A LED IP40 CE

Dimmerabile a taglio di fase con dimmer dedicati tipo Vimar EvoEikon o equivalenti | Dimmable with phase cut dimmer dedicated Vimar EvoEikon or equivalent.

APP-LIQUES APP-EAL 2

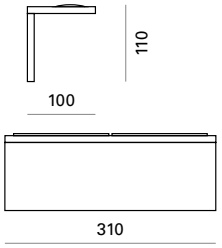

	W	K	lm/Led	lm product	CRI	∡	Dim.	H	Kg	CODE		Col.
LED 230V 50000h L70 B10 ta 25°C	2x13	3000	1880	1880	>80	110	100x310	110	1,5	**APEB1**	/	**01**
	2x13	4000	1920	1920	>80	110	100x310	110	1,5	**APEB2**		

A LED IP40 CE

Dimmerabile a taglio di fase con dimmer dedicati tipo Vimar EvoEikon o equivalenti | Dimmable with phase cut dimmer dedicated Vimar EvoEikon or equivalent.

HOW TO CREATE THE CODE:

COMPULSORY CHOICE

CODE		Col.
###	/	01 02
BASE CODE		COLOUR

DATI FOTOMETRICI | PHOTOMETRIC DATA

APP-LINE LED **115°**

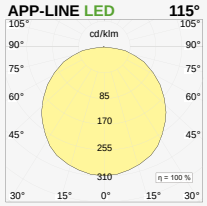

APP-EAL LED **115°**

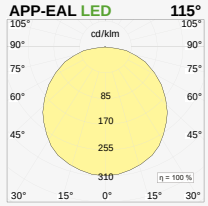

Col. COLORI / FINISHINGS

01 - bianco - white

IT Apparecchi a parete per illuminazione diretta o diretta/indiretta, diffusa o diffusa/d'accento, completi di sorgenti LED professionali o per lampade alogene/LED QT14 c G9, QPAR16 GU10, QT-DE 12 114,2 mm. R7s o fluorescenti compatte TC-G24q-3 o TC-L 2G11 complete di gruppo di alimentazione 230V/240V magnetico o elettronico. Corpo in metallo finitura verniciata o acciaio satinato. Rigo 23, 23S, 50 e 60 complete di vetro di protezione satinato. Grado di protezione IP20 o IP40 a seconda dei modelli.

EN Wall-mounted fixtures for direct or direct/indirect, diffused or accent & diffused lighting. Complete with professional LED source or for 230V/240V G9 QT14 c , GU10 QPAR16, 114,2mm. R7s QT-DE 12 LED or halogen lamps or for G24q-3 and 2G11 TC-L compact fluorescent lamps complete with 230V/240V ballast. Body in painted metal or brushed steel. Versions Rigo 23, 23S, 50 and 60 complete with frosted protection glass. Degree of protection IP20 or IP40 according to the chosen model.

DE Wandleuchten für direkte oder direkte/indirekte, diffuse oder akzentuierte und diffuse Beleuchtung. Komplett mit Professional LED-Lampe oder für LED- oder Halogenlampen des Typs G9 QT14 c, GU10 QPAR16, R7s QT-DE 12 (114,2 mm) (230 V/240 V) oder für KompaktLeuchtstof!ampen des Typs G24q-3 TC-D und 2G11 TC-L, komplett mit Vorschaltgerät (230 V/240 V). Korpus aus lackiertem Metall oder gebürstetem Stahl. Modelle Rigo 23, 23s, 50 und 60 komplett mit Schutz aus Mattglas. Schutzart IP20 oder IP40 je nach gewähltem Modell.

ES Aparatos de pared para iluminación directa o directa/indirecta, difuminada o difuminada/concentrada, con LED profesionales o para lámparas halógenas/LED QT14 c G9, QPAR16 GU10, QT-DE 12 114,2mm R7s o fluorescentes compactos G24q-3 o TC-L 2G11, con grupo de alimentación 230V/240V electrónico. Cuerpo en metal, acabo pintado o acero satinado. Rigo23, 23S, 50 y 60 con cristal de protección satinado. Grado de protección IP20 o IP40 según modelos.

FR Luminaires pour installation au mur pour un éclairage direct ou direct/indirect, diffus ou d'accent. Complets avec une source LED professionnelle ou pour les lampes LED ou halogènes de 230 V/240 V G9 QT14 c, GU10 QPAR16, QT-DE12 114,2 mm R7s ou pour les lampes fluorescentes compactes G24q-3 ou TC-L2G11, complètes d'un groupe d'alimentation 230V/240V magnètique ou électronique. Corps en métal peint ou en acier satiné. Versions Rigo 23, 23s, 50 et 60 équipées d'un verre de sécurité mat. Degré de protection IP20 ou IP40 en fonction du modèle choisi.

RIGO MINI G9

WALL/CEILING

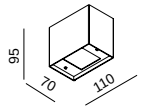

	W	CODE	Col.
QT-14 c G9 230V	1 x max 60	LT1700	01

D IP20

RIGO MINI GU

WALL/CEILING

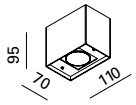

	W	CODE	Col.
QPAR16 GU10 230V	1 x max 50	LT1701	01

A↔D IP20

RIGO 23S

WALL/CEILING

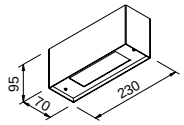

	W	CODE	Col.
QT-DE 12 R7s 230V	1 x max 120	LT1703	01
	1 x max 120	LT1704	
	1 x max 150	LT1705	

A↔D IP40

	W	CODE	Col.
TC-DEL G24-q3 230V	1x26	LT1706	01
	1x26	LT1707	

A→B IP40

RIGO 23S GU

WALL/CEILING

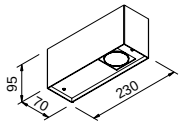

	W	CODE	Col.
QPAR16 GU10 230V	2 x Led/Halo max 50	LT1702	01

A↔D IP20

ATTENZIONE altezza lampadina max 57 mm. | WARNING bulb high max 57mm.

RIGO PARETE 23

WALL/CEILING

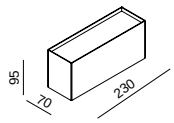

	W	K	lm/Led	lm product	CRI	∠	Dim.	H	CODE		Col.
LED 6,2W 16,0-19,6V CRI>90	1x6,2	3000	740	442	>90	120°	70x230	95	LT17L02	/	01
	2x6,2	3000	1480	884	>90	120°	70x230	95	LT17LB2		
	A+ LED incl. A IP40 CE										
	W						Dim.	H	CODE		Col.
QT-DE 12 R7s 230V 118 mm	1 x max 120						70x230	95	LT1709	/	01
	1 x max 120						70x230	95	LT1710		
	A+→D 230V ac IP40 CE										
	W						Dim.	H	CODE		Col.
TC-DEL G24-q3 230V	1x26						70x230	95	LT1711	/	01
	1x26						70x230	95	LT1712		
	A→B A IP40 CE										

RIGO PARETE 50

WALL/CEILING

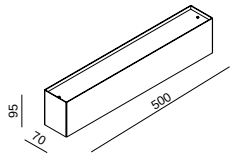

	W	K	lm/Led	lm product	CRI	∠	Dim.	H	CODE		Col.
LED 50000h L90 B10 ta 25°C	1x6,5	3000	612	366	95	120°	70x500	95	LT17L03	/	01
	2x6,5	3000	1224	731	95	120°	70x500	95	LT17LB3		
	A+ LED incl. A IP40 CE										

RIGO 60

WALL/CEILING

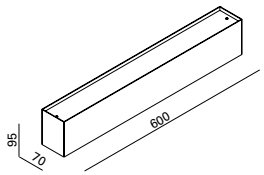

	W	K	lm/Led	lm product	CRI	∠	Dim.	H	CODE		Col.
Linear LED 24W/mt 2200lm/mt CRI>80 230V 50000h Ta 25° L70B10 A+ A IP40 CE	1x12,8	3000	1232	736	>80	120°	70x600	95	LT17L04	/	01
	2x12,8	3000	2464	1472	>80	120°	70x600	95	LT17LB4		
	W						Dim.	H	CODE		Col.
TC-L 2G11 230V	1x55						70x600	95	LT1716	/	01
	1x55						70x600	95	LT1717		
	A→B A IP40 CE										

Col. COLORI / FINISHINGS

01 - bianco - white

DATI FOTOMETRICI | PHOTOMETRIC DATA

RIGO biemissione LED

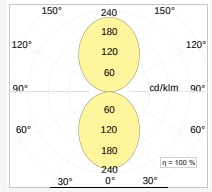

RIGO monoemissione LED

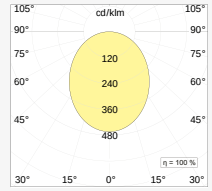

SCENA

IT Apparecchi a sospensione, soffitto, parete, tavolo e terra per illuminazione diffusa, per lampade E14 ed E27 alogene, LED o fluorescenti compatte TC-TSE. Corpo cilindrico in metacrilato bianco opale delimitato alle estremità da diaframma in plexiglas trasparente. Completi di staffa per fissaggio a soffitto. Grado di protezione IP40.

EN Wall, suspension, table, floor and ceiling-mounted fixtures for diffused lighting. For 230V E14 or E27 LED, halogen or TC-TSE fluorescent lamps. Cylindrical body in opal white metacrylate and transparent metacrylate end caps. Complete with ceiling mounting bracket . IP40 degree of protection.

DE Boden-, Decken-, Tisch- und Wandausführungen, für diffuse Beleuchtung, für E14 und E27 Halogenlampen, LED-Lichtquellen, TC-TSE Kompaktleuchtstofflampen oder T16 Leuchtstofflampen. Zylindrischer Korpus aus opalweißem Plexiglas und transparente Endkappen. Mit Klammer für Deckenbefestigung. Schutzart IP40.

ES Aparato a plafón techo, pared, mesa o de pie para iluminación difuminada, para lámparas E14 y E27 halógenas, LED o fluorescentes compactos TC-TSE. Cuerpo cilíndrico en metacrilato blanco opal cerrado por los extremos con diafragma en metacrilato transparente. Con soporte de fijación en el techo. Grado de protección IP40.

FR Appareils suspendus, à plafond, murales, de table et de sol pour un éclairage diffus, pour des lampes E14 et E27 halogènes, LED o fluorescentes compactes TC-TSE ou fluorescentes T16. Corps cylindrique en métacrylate blanc opale et embouts de fermeture latèraux en plexiglas trasparent. Pourvus d'étrier de fixation au plafond. Degré de protection IP40.

SCENAMUTA

WALL/CEILING

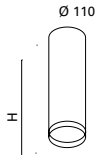

	W	Dim.	L.mm	CODE
QD45/QT26/ TC-DSE E14 230V	1x max 40	ø110	220	**SCM20**

A→D IP40 CE

	W	Dim.	L.mm	CODE
QA60/QT32/TC-T-SE E27 230V	1x max 60	ø110	400	**SCM40**
	1x max 60	ø110	500	**SCM50**
	1x max 60	ø110	600	**SCM60**

A→D IP40 CE

Utilizzare lampade tubolari diametro max 40 mm. Possibilità di montare lampade fluorescenti compatte | Use tubular lamp diameter max 40mm. Chance to mount fluorescent lamp

SCENA S

SUSPENSION

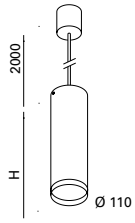

	W	Dim.	L.mm	CODE
QD45/QT26/ TC-DSE E14 230V	1x max 40	ø110	220	**SCS20**

A→D IP20 CE

	W	Dim.	L.mm	CODE
QA60/QT32/TC-T-SE E27 230V	1x max 60	ø110	400	**SCS40**
	1x max 60	ø110	500	**SCS50**
	1x max 60	ø110	600	**SCS60**

A→D IP20 CE

Utilizzare lampade tubolari diametro max 40 mm. Possibilità di montare lampade fluorescenti compatte | Use tubular lamp diameter max 40mm. Chance to mount fluorescent lamp

SCENATA

SUSPENSION

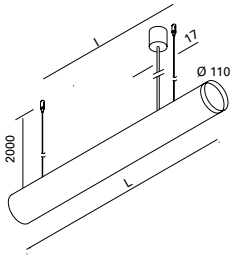

	W	Dim.	L.mm	l	CODE	Dali T&D
T16 G5 230V	2x21-39 alim. elettronico/electronic ballast	ø110	954	400	**SC90**	
	2x28-54 alim. elettronico/electronic ballast	ø110	1254	400	**SC120**	**D**
	2x35-49	ø110	1554	580	**SC150**	

A^L→A IP20 CE

D dimmerabile DALI
dimmable DALI

DATI FOTOMETRICI | PHOTOMETRIC DATA

SCENA

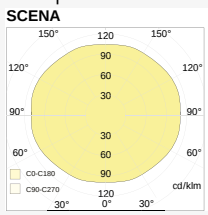

SCENA TAVOLO
TABLE LAMP

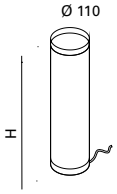

	W	Dim.	L.mm	CODE
QD45/QT26/ TC-DSE E14 230V	1x max 40	ø110	220	**SCS20**

	W	Dim.	L.mm	CODE
QA60/QT32/TC-T-SE E27 230V	1x max 60	ø110	400	**SM40**
	1x max 60	ø110	500	**SM50**
	1x max 60	ø110	600	**SM60**

Utilizzare lampade tubolari diametro max 40 mm. Possibilità di montare lampade fluorescenti compatte | Use tubular lamp diameter max 40mm. Chance to mount fluorescent lamp

TUTTASCENA
FLOOR LAMP

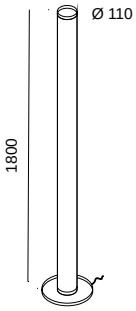

	W	Dim.	L.mm	CODE
T16 G5 230V	2x35-49 alim. elettronico/electronic ballast	ø110	1800	**TTS58**

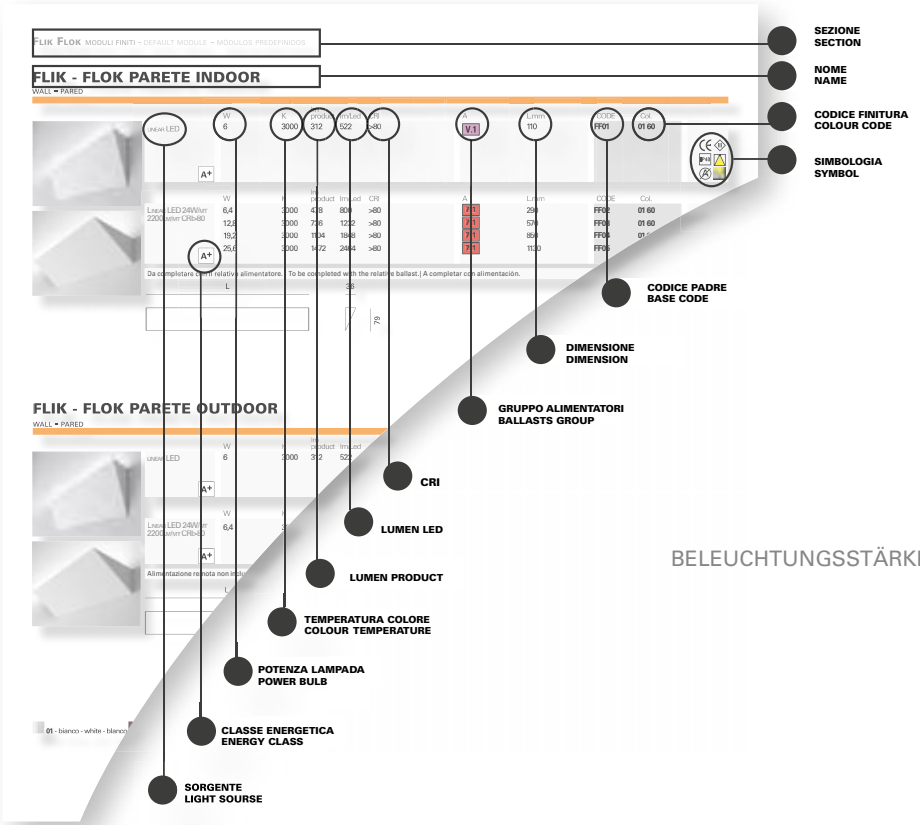

GUIDA ALLA LETTURA
READING GUIDE
GUIDE DE LECTURE
GUÍA DE LECTURA
LESELEITFADEN

ALIMENTATORI - POWER SUPPLIERS
EINSCHLIESSLICH - ALIMENTADORES - BALLAST p. 731



LIVELLO DI ILLUMINAMENTO - LIGHTING LEVEL
BELEUCHTUNGSSTÄRKE (LUX) - NIVEL DE ILUMINACION - NIVEAU D'ECLAIRAGE p. 725

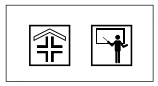

LAMPADINE - BULBS
LEUCHTMITTEL - BOMBILLAS - AMPOULES p. 731

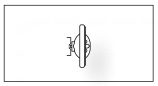

TAGLI A MISURA - CUSTOM CUTS
MASSGESCHNEIDERTE ZUSCHNITTE - CORTADO A LA MEDIDA - DECOUPES SUR MESURE p. 727

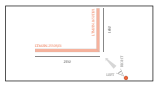

SIMBOLOGIA - SYMBOLS
SYMBOLERLAUTERUNG - PICTOGRAFIA - PICTOGRAPHIE p.836

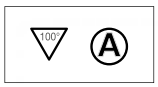

COLORI - COLOURS
FARBEN - ACABADOS COULEURS p.837

INDICE CODICI - INDEX CODE p.837

		ON/ OFF	TAGLIO DI FASE TRAILING EDGE - LEADING EDGE	DALI	PUSH & DIMM	1-10 V	I	V IN	V OUT RANGE	W	LXPXH (MM)	Ø (MM)	IP
3.1	AE350.8C	●					350	100÷240V	0÷24	0÷8	35x60x21,5	42	20
	AE350.10C	●					350	220÷240V	9÷31	3÷10	37x80x21	45	20
	AE350.10CD	●	●				350	220÷240V	9÷31	3÷10	37x80x21	45	20
	AE700.20CD.MP to be set at 350mA	●		●			350	100÷264V	0÷43	0÷15	52x111x22	55	20
	AE700.20C.10V.MP to be set at 350mA	●			●	●	350	100÷264V	0÷57	0÷15	52x111x22	55	20
3.2	AE350.12C	●					350	220÷240V	8÷36	3÷12	45x123x19	49	20
	AE350.16CD	●	●				350	220÷240V	29÷46	10÷16	38x131x29	46	20
	AE700.20CD.MP to be set at 350mA	●		●			350	100÷264V	0÷43	0÷15	52x111x22	55	20
	AE700.20C.10V.MP to be set at 350mA	●			●	●	350	100÷264V	0÷57	0÷15	52x111x22	55	20
3.3	AE350.16C	●					350	220÷240V	12÷46	4,2÷16	131x38x29	46	20
	AE350.16CD	●	●				350	220÷240V	29÷46	10÷16	38x131x29	46	20
3.4	AE350.16C	●					350	220÷240V	12÷46	4,2÷16	131x38x29	46	20
	AE350.16CD	●	●				350	220÷240V	29÷46	10÷16	38x131x29	46	20
	AE350.25C	●					350	198-264Vac	10÷72	5÷25	131x38x29	46	20
	AE350.25CD	●	●				350	198-264Vac	45÷72	16÷25	131x38x29	46	20
	AE350.50C	●					350	198÷264V	66÷143	23÷50	70,2x170,5x32	73	20
	AE700.20CD.MP to be set at 350mA	●		●			350	100÷264V	0÷43	0÷15	52x111x22	55	20
	AE700.20C.10V.MP to be set at 350mA	●			●	●	350	100÷264V	0÷57	0÷15	52x111x22	55	20
	AE700.50CD.MP to be set at 350mA	●		●	●	●	350	99÷264V	0÷112	0÷40	124X79X22	84	20
	AE1050.50CD.MP to be set at 350mA	●		●	●	●	350	220÷240V	0÷74	0÷25	79x124x22	84	20

		ON/ OFF	TAGLIO DI FASE TRAILING EDGE LEADING EDGE	DALI	PUSH & DIMM	1-10 V	I	V IN	V OUT RANGE	W	LXPXH (MM)	Ø (MM)	IP
5.1	AE500.6C	●					500	90÷264V	0÷12	0÷6	68x35x21.5	38	20
	AE500.20C1	●					500	100÷264V	0÷45	0÷20	38x122x28	48	20
	AE700.20C.MP to be set at 500mA	●					500	198÷264V	0÷40	0÷20	111X52X22	55	20
	AE700.20CD.MP to be set at 500mA	●		●			500	100÷264V	0÷43	0÷20	52x111x22	55	20
	AE700.20C.10V.MP to be set at 500mA	●			●	●	500	100÷264V	0÷43	0÷20	52x111x22	55	20
	AE700.32CD.MP to be set at 500mA	●		●			500	100÷264V	0÷47	0÷24	67x103x21	72	20
	AE1050.50C.MP to be set at 500mA	●					500	220÷240V	0÷72	0÷35	79x124x22	84	20
5.2	AE500.20C1	●					500	100÷264V	0÷45	0÷20	38x122x28	48	20
	AE700.32CD.MP to be set at 500mA	●		●			500	100÷264V	0÷47	0÷24	67x103x21	72	20
	AE700.32C.10V.MP to be set at 500mA	●			●	●	500	100÷264V	0÷47	0÷24	67x103x21	72	20
	AE1050.50C.MP to be set at 500mA	●					500	220÷240V	0÷72	0÷35	79x124x22	84	20
	AE1050.50CD.MP to be set at 500mA	●		●	●	●	500	220÷240V	0÷74	0÷35	79x124x22	84	20
5.3	AE500.25C	●					500	100÷264V	10÷50	5÷25	38x131x29	46	20
	AE500.25CD	●	●				500	220÷240V	32÷5	16÷25	38x131x29	46	20
5.4	AE500.25C	●					500	100÷264V	10÷50	5÷25	38x131x29	46	20
	AE500.25CD	●	●				500	220÷240V	32÷5	16÷25	38x131x29	46	20
	AE700.32CD.MP to be set at 500mA	●		●			500	100÷264V	0÷47	0÷24	67x103x21	72	20
	AE700.32C.10V.MP to be set at 500mA	●			●	●	500	100÷264V	0÷47	0÷24	67x103x21	72	20
5.5	AE500.6C	●					500	90÷264V	0÷12	0÷6	68x35x21.5	38	20
	AE500.10C	●					500	220÷240V	9÷21	4÷10	37x80x21	46	0
	AE500.10CD	●	●				500	220÷240V	9÷21	4÷10	37x80x21	46	0
	AE700.20C.MP to be set at 500mA	●					500	198÷264V	0÷40	0÷20	111X52X22	55	20
	AE700.20CD.MP to be set at 500mA	●		●			500	100÷264V	0÷43	0÷20	52x111x22	55	20
	AE700.20C.10V.MP to be set at 500mA	●			●	●	500	100÷264V	0÷43	0÷20	52x111x22	55	20
	AE500.16C	●					500	220-240Vac	0:43V	0:16	131x38x29	46	20
	AE500.16CD	●	●				500	220÷240V	20÷32	10÷16	38x131x29	46	20
	AE500.25C	●					500	100÷264V	10÷50	5÷25	38x131x29	46	20
	AE500.25CD	●	●				500	220÷240V	32÷5	16÷25	38x131x29	46	20

		ON/ OFF	TAGLIO DI FASE TRAILING EDGE LEADING EDGE	DALI	PUSH & DIMM	1-10 V	I	V IN	V OUT RANGE	W	LXPXH (MM)	Ø (MM)	IP
7.1	AE700.11C	●					700	220÷240V	0÷16	0÷11	22X158X19	32	20
	AE700.10CD	●	●				700	220÷240V	6÷16	4÷10	37X80X21	45	20
	AE700.20CD.MP to be set at 700mA	●		●			700	100÷264V	0÷28	0÷20	52x111x22	55	20
	AE700.20C.10V.MP to be set at 700mA	●			●	●	700	100÷264V	0÷28	0÷20	52x111x22	55	20
7.2	AE700.10C	●					700	220÷240V	6÷16	4÷10	37X80X21	45	20
	AE700.10CD	●	●				700	220÷240V	6÷16	4÷10	37X80X21	45	20
	AE700.20CD.MP to be set at 700mA	●		●			700	100÷264V	0÷28	0÷20	52x111x22	55	20
	AE700.20C.10V.MP to be set at 700mA	●			●	●	700	100÷264V	0÷28	0÷20	52x111x22	55	20
7.3	AE150.48V	●						220-240V	48	150	240X60X49	80	20
	AE75.48V	●						220-240V	48	75	225x60x36	70	20
	AE700.16C	●					700	198÷264V	6÷23	4,2÷16	38x131x29	46	20
	AE700.16CD	●	●				700	198÷264V	14÷23	10÷16	38x131x29	46	20
	AE700.25C	●					700	220÷240V	21÷36	15÷25	38x131x29	46	20
	AE700.40C	●					700	220÷240V	20÷57	0÷40	83x170,5x32	85	0
	AE700.25CD	●	●				700	220÷240V	23÷37	16÷25	52x111x22	46	20
	AE700.32CD.MP to be set at 700mA	●		●			700	100÷264V	0÷46	0÷32	67x103x21	72	20
	AE700.32C.10V.MP to be set at 700mA	●			●	●	700	100÷264V	0÷46	0÷32	67x103x21	72	20
7.4	AE700.25C	●					700	220÷240V	21÷36	15÷25	38x131x29	46	20
	AE700.25CD	●	●				700	220÷240V	23÷37	16÷25	52x111x22	46	20
10.1	AE1050.48C	●					1050	220÷240V	22÷46	23÷48	71x171x32	76	20
	AE1050.50CD.MP to be set at 1050mA	●		●	●	●	1050	220÷240V	0÷35	0÷50	79x124x22	84	20
T.1	TRAS/70D	●	●				0	220÷240V	12	2,5÷50Led 2,5÷70Hal	107x32x20	40	20
T.2	TRAS/70D	●	●				0	220÷240V	12	2,5÷50Led 2,5÷70Hal	107x32x20	40	20
	TRAS/105D	●	●				0	220÷240V	12	2,5÷55Led 2,5÷105Hal	117x35x22	42	20

		ON/ OFF	TAGLIO DI FASE TRAILING EDGE - LEADING EDGE	DALI	PUSH & DIMM	1-10 V	I	V IN	V OUT RANGE	W	LXPXH (MM)	Ø (MM)	IP
V.1	AE30.24VL	●						220-240 Vac	24Vdc	30	251X30X16H	34	20
	AE60.24VIP	●						220-240Vac	24Vdc	60	198x44x40	60	65
V.2	AE20.24V	●						220-240 Vac	24Vdc	20	131x38x29	48	20
	AE25.24VIP	●						220-240Vac	24Vdc	25	150x40x30	50	65
	AE30.24VL	●						220-240 Vac	24Vdc	30	251X30X16H	34	20
	AE50.24V	●						220-240Vac	24Vdc	50	225x60x36	70	20
	AE60.24VIP	●						220-240Vac	24Vdc	60	198x44x40	60	65
	AE75.24V	●						210-230 Vac	24Vdc	75	194X63X30h	65	20
	AE75D.24V	●		●				220-240Vac	24Vdc	75	220x47x44	65	0
	AE100.1.24V	●						220-240Vac	24 Vdc	100	201x70x35	79	20
	AE100.24VIP	●						220-240Vac	24Vdc	100	270x63 H40,5	76	67
	AE100D.24V	●		●				100-250Vac	24Vdc	100	210x75x35	83	20
	AE150.24VIP	●						120-240Vac	24Vdc	150	210x69x37	78	67
	AE150D.24VIP	●		●				220-240Vac	24Vdc	150	220x63x35	73	67
V.3	AE100.48V	●						90-264V	48V	100	200,5x69,5x39	80	20
	AE50.48V	●						220-240V	48	50	225x60x36	70	20
WD	AE1050.18CD. MP to be set at 1050mA			●			1050	220÷240V		0÷18			0

LIVELLO DI ILLUMINAMENTO

LIGHTING LEVEL - BELEUCHTUNGSSTÄRKE - NIVEL DE ILUMINACION (LUX) - NIVEAU D'ECLAIRAGE UNI 10380/A1

	Ambienti medici: 500 750 1000 camere di degenza, sale operatorie, ambulatori, pronto soccorso, corsie, camere asettiche	Medical space: 500 750 1000 medical rooms, operating rooms, autpatient wards, emergency treatment rooms, wards, aseptic rooms	Entornos medicos: 500 750 1000 habitaciones de los pacientes, salas operatoria, sala operatoria, la ciurgia, Primeros auxilios, paillos, salas blancas	Domaine médical : 500#750#1000 locaux médicaux, salles d'opération, salles de consultation externe, services d'urgence, salles, salles aseptiques	Medizinische Einrichtungen: 500#750#1000 medizinische Räume, Operationssäle, Ambulanzen, Notaufnahmen, Stationen, sterile Räume
	Scuole: 300 500 750 aule, locali didattici, laboratori, sale riunioni	School: 300 500 750 Classrooms, lab and artistic activity-zones, meeting rooms.	Estabilicimientos educativos: 300 500 750 Aulas, laboratorios and aula de tutoria, aulas comunes de estudio.	Ecole : 300#500#750 salles de classe, laboratoire et zones d'activités artistiques, salles de réunion	Schulen: 300#500#750 Klassenräume, Labors, Kunst- und Theaterräume, Konferenzzimmer.
	Uffici con videoterminali: 200 300 500 con attività a video superiore alle 6 ore continuative	Offices with videoterminals: 200 300 500 with video work more than 6 hours	Oficinas: 200 300 500 con video de actividad de mas de 6 horas consecutivas	Bureaux avec des terminaux vidéo: 200#300#500 avec une vidéo fonctionnant plus de 6 heures	Büros mit Videoterminals: 200#300#500 Mit Videovorführungen über Zeiträume von mehr als 6 Stunden
	Open space: 200 300 500 uffici, grandi aree, ambienti pubblici, sale d'attesa	Open spaces: 200 300 500 offices, big areas, public spaces, waiting rooms	Open spaces: 200 300 500 oficinas, grandes areas, los espacios publicos, salas de espera	Grands espaces : 200#300#500 bureaux, grands espaces, lieux publics, salles d'attente	Offene Bereiche: 200#300#500 Büros, große Bereiche, öffentliche Räume, Warteräume
	Arte e cultura: 150 200 300 cinema, teatri, musei, gallerie, chiese, biblioteche, auditori, monumenti	Art and culture: 150 200 300 cinemas, theatres, museums, galleries, churches, libraries, auditoriums, monuments	Art and culture: 150 200 300 cine, teatros, museos, galerias, iglesias, bibliotecas, auditorium, monumentos.	Art et culture : 150#200#300 cinémas, théâtres, musées, galeries, églises, bibliothèques, salles, monuments	Kunst- und Kultureinrichtungen: 150#200#300Kinos, Theater, Museen, Galerien, Kirchen, Bibliotheken, Auditorien, Monumente
	Ambienti comuni: 150 200 300 corridoi, giro scale, ascensori	Share spaces: 150 200 300 corridors, stairs, lifts	Areas comunes: 150 200 300 pasillos, escala, ascensor.	Espaces communs : 150#200#300 couloirs, escaliers, ascenseurs	Gemeinsam genutzte Bereiche: 150#200#300 Korridore, Treppen, Aufzüge
SHOP	Centri commerciali: 500 750 1000 negozi in genere, sale esposizioni, vetrine, supermercati, aeroporti, facciate di negozi	Shopping centres: 500 750 1000 shops in general, showrooms, shop windows, supermarkets, airports, shop fronts	Centro comercial: 500 750 1000 tiendas en general, showrooms, destacados, supermercado, aeropuerto.	Centres commerciaux : 500#750#1000 magasins en général, salles d'exposition, vitrines de magasins, supermarchés, aéroports, devantures	Einkaufszentren: 500#750#1000 Geschäfte ganz allgemein, Showrooms, Schaufenster, Supermärkte, Flughäfen, Ladenfronten
	Locali secondari: 150 200 300 sale macchine, cantine, guardaroba, depositi, box, spogliatoi, cucine, bagni	Secondary spaces: 150 200 300 Cellars, workshops, cloakrooms, deposits, boxes, bathrooms, kicthens, dressingrooms.	Espacio de sucundaria: 150 200 300 salas de maquinas, bodega, armario, deposito, box, vestuario, cocina, toilette.	Espaces secondaires : 150#200#300 caves, ateliers, vestiaires, dépôts, boxes, salles de bain, cuisines, garde-robes	Sekundärräume: 150#200#300 Keller, Werkstätten, Garderoben, Lagerräume, Container, Bäder, Küchen, Umkleideräume
	Locali generali: 150 200 300 abitazioni, alberghi, camere	General spaces: 150 200 300 residential areas, hotels, rooms	Local general: 150 200 300 casa, hotels, dormitorio	Espaces généraux : 150#200#300 zones résidentielles, hôtels, salles	Allgemeine Einrichtungen: 150#200#300 Wohngebäude, Hotels, Räume
	Industrie alimentari: 200 300 500	Alimentary industries: 200 300 500	Industrias de productos alimentacios: 200 300 500	Industries alimentaires : 200#300#500	Lebensmittelindustrie: 200#300#500
	Ristoranti, bar, mense: 150 200 300	Resturants, bars, refectories: 150 200 300	Restaurantes, bar, cantina: 150 200 300	Restaurants, bars, réfectoires : 150#200#300	Restaurants, Bars, Mensen 150#200#300
	Uffici tecnici: 500 750 1000	Technical officies: 500 750 1000	Oficina tecnica: 500 750 1000	Bureaux techniques : 500#750#1000	Technische Büros: 500#750#1000

LAMPADINE - BULBS - BOMBILLAS

HALOGEN LAMPS

ZVEI CODE	POWER (W)	LUMINOUS FLUX (LM)	LAMP HOLDER
QT9-LP	20	320	G4
QT12-LP	35	600	GY6,35
	50	930	GY6,35
QT14 c	25	210	G9
	40	410	G9
	60	700	G9
	75	890	G9
	20	200	G9
	33	460	G9
	48	740	G9
	60	980	G9
QT-DE12	80/74,9 мм	1380	R7S
	120/74,9 мм	2220	R7S
	120/114,2 мм	2220	R7S
	160/114,2 мм	3100	R7S
QT32 c	75	1000	E27
	100	1800	E27
	150	2870	E27
	205	4200	E27
QR-LP 111	50 (4°)	40000 CD	G53
	50 (8°)	20000 CD	G53
	50 (24°)	4000 CD	G53
	50 (45°)	1700 CD	G53
	75 (8°)	30000 CD	G53
	75 (24°)	5300 CD	G53
	75 (45°)	2000 CD	G53
	100 (8°)	48000 CD	G53
	100 (24°)	8500 CD	G53
	100 (45°)	2800CD	G53
QR-CB35	20 (30°)	600 CD	GU4
	35 (30°)	1200 CD	GU4
QR-CB51	20 (36°)	500 CD	GU5,3
	35(38°)	1000 CD	GU5,3
	50 (38°)	1600 CD	GU5,3
	20 (38°)	780 CD	GU5,3
	35 (38°)	1500 CD	GU5,3
	50 (38°)	2200 CD	GU5,3
QPAR16	35 (50°)	300 CD	GU10
	50(25°)	950 CD	GU10
	50(50°)	400 CD	GU10
QPAR20	50 (30°)	1100 CD	E27
QPAR30	75 (30°)	2000 CD	E27
	100 (30°)	3300 CD	E27

FLUORESCENT LAMPS

ZVEI CODE	POWER (W)	LUMINOUS FLUX (LM)	LAMP HOLDER
TC-DEL	10/840	600	G24q-1
	13/840	900	G24q-1
	13/827	900	G24q-1
	18/840	1200	G24q-2
	18/830	1200	G24q-2
	18/827	1200	G24q-2
	26/840	1680	G24q-3
	26/830	1680	G24q-3
	26/827	1620	G24q-3
TC-L	18/840	1200	2G11
	18/830	1200	2G11
	18/827	1200	2G11
	24/840	1800	2G11
	24/830	1800	2G11
	36/840	2900	2G11
	36/830	2900	2G11
	36/827	2900	2G11
	55/840	4650	2G11
	55/830	4650	2G11
	80/840	6000	2G11
	80/830	6000	2G11
TC-TEL	13/840	900	GX24q-1
	18/840	1200	GX24q-2
	18/830	1200	GX24q-2
	26/840	1800	GX24q-1
	26/830	1800	GX24q-3
	26/827	1800	GX24q-3
	32/840	2400	GX24q-3
	32/830	2400	GX24q-3
	32/827	2400	GX24q-3
	42/840	3200	GX24q-4
	42/830	3200	GX24q-4
	42/827	3200	GX24q-4
T16	24/840	1700	G5
	24/830	1700	G5
	39/840	3220	G5
	39/830	3220	G5
	49/840	4165	G5
	49/830	4165	G5
	54/840	4450	G5
	54/830	4450	G5
	80/840	6150	G5
	80/830	6150	G5
	14/830	1230	G5
	21/830	1910	G5
	28/830	2640	G5
	35/830	3320	G5

TAGLI A MISURA

Come ordinare profili, diffusori, sagomatori, dissipatori di lunghezza lineare non standard o con l'estremità tagliata a 45°

A) PROFILO, DIFFUSORE, SAGOMATORI, DISSIPATORE DI LUNGHEZZA LINEARE NON STANDARD

- Scegliere il codice "misura/XX" del prodotto desiderato
- Sostituire alla parola "misura" la lunghezza desiderata in mm.
- Calcolare il prezzo seguendo le istruzioni riportate sul listino prezzi
  Esempio:
  Profilo MINIFILE Soffitto bianco di lunghezza 2.530 mm. LTM00.misura –diventa LTM00.2350/01

B) PROFILO, DIFFUSORE, SAGOMATORI, DISSIPATORE CON UNA O DUE ESTREMITA' TAGLIATE A 45°

- Scegliere il codice "misura/XX" del prodotto desiderato
- Sostituire alla parola "misura" la lunghezza desiderata in mm.
- Aggiungere alla misura le lettere D (destro), S (sinistro), L (sinistro/destro), Z (sinistro/sinistro), R (destro/destro) o G (parete/soffitto) a seconda del taglio desiderato, seguendo gli esempi sotto riportati
- Calcolare il prezzo seguendo le istruzioni riportate sul listino prezzi
  Esempio:

Composizione a "L" di due profili MINIFILE Incasso bianco, 2.530 x 1.650 mm. e relativi tagli a 45° Sinistro e Destro.

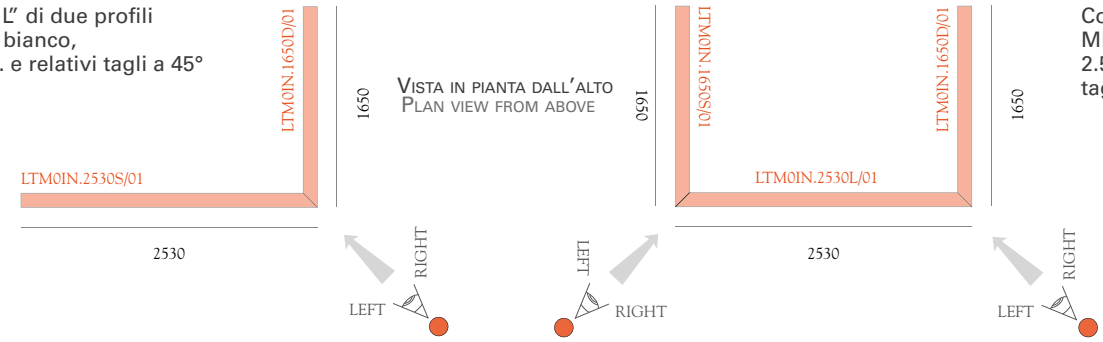

Composizione a "U" di tre profili MINIFILE Incasso bianco, 2.530 x 1.650 x 2.530 mm. e relativi tagli a 45° Sinistro e Destro.

"L" shaped composition of MINIFILE Recessed profiles white, 2.530 x 1.650 mm. and relative 45°-angle Left and Right cuts.

VISTA IN PIANTA DALL'ALTO
PLAN VIEW FROM ABOVE

POSIZIONE DELL'OSSERVATORE PER DETERMINARE IL TAGLIO SINISTRO E DESTRO
OBSERVER'S POSITION TO DETERMINE THE RIGHT AND LEFT CUT

"U" shaped composition of MINIFILE Recessed profiles white, 2.530 x 1.650 x 2.530 mm. and relative 45°-angle Left and Right cuts

CUSTOM CUTS

How to order profiles, diffusers, shapers or heatsinks in a non-standard linear lenght or with ends 45°-angle cut.

A) PROFILE, DIFFUSER, SHAPERS, HEATSINK OF A NON-STANDARD LINEAR LENGHT

- choose the "misura /XX" ref. code of the desired product
- replace the word "misura" with the desired lenght in mm.
- to calculate the price follow the instructions reported on the pricelist.
  Example
  MINIFILE Ceiling profile white of 2.530 mm. LTM00.misura becomes LTM00.2530/01

B) PROFILE, DIFFUSER, SHAPERS, HEATSINK WITH ONE OR BOTH ENDS 45°- ANGLE CUT

- choose the "misura /XX" ref. code of the desired product
- replace the word "misura" with the desired lenght in mm.
- Add to the dimension the letters D (right), S (left), L (right/left), Z (left/left), R (right/right) or G (wall/ceiling) according to the desired cut, following the examples hereunder
- to calculate the price follow the instructions reported on the pricelist.
  Examples (see above)

CORTADO A LA MEDIDA

Como pedir perfiles, difusores, moldeadores, disipadores de largo lineal no estándar o con corte a 45°.

A) PERFIL, DIFUSOR, MOLDEADORES, DISIPADOR DE LARGO LINEAL NO ESTANDAR

- Elegir el código "medida (misura)/XX" del producto deseado (Minifile, File, FileH, File2, File2H, Containers, Segment)
- Sustituir la palabra "medida (misura)" por la medida deseada en mm.
- Calcular el precio siguiendo las instrucciones detalladas en el listado de precios.
  Ejemplo:
  Perfil MINIFILE plafón blanco de 2.530 mm de largo LTM00.misura- se convierte en LTM00.2530/01

B) PERFIL, DIFUSOR, MOLDEADOR, DISIPADOR CON UNO DOS CORTES A 45°

- Elegir el código "medida (misura)/XX" del producto deseado (Minifile, File, FileH, File2, File2H, Containers, Segment)
- Sustituir la palabra "medida (misura)" por la medida deseada en mm.
- Añadir a la medida la letra D (derecha), S (izquierda), L (izquierda/derecha), Z (izquierda/izquierda), R (Derecha/derecha) o G (pared/techo) según el corte deseado, siguiendo los ejemplos abajo señalados.
- Calcular el precio siguiendo las instrucciones detalladas en el listado de precios.
  Esempio:

Composición a "L" de dos perfiles MINIFILE empotrados blanco, 2.530 x 1.650 mm. y los correspondientes cortes a 45° izquierda y derecha.

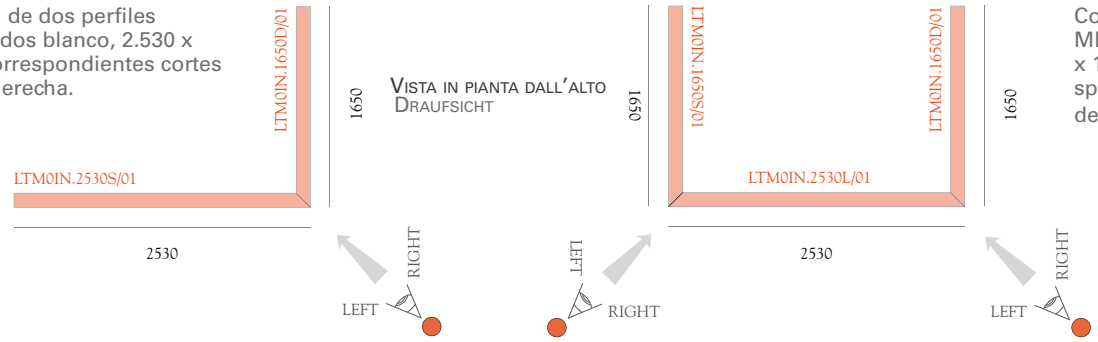

Composición a "U" de tres perfiles MINIFILE empotrados blanco, 2.530 x 1.650 x 2.530 mm. y los correspondientes cortes a 45° izquierda y derecha.

"L"-förmige Zusammenstellung von zwei MINIFILE-Einbauleuchtenprofilen in weiß, 2.530 x 1.650 mm, jeweils mit 45°-Gehrungsschnitt rechts bzw. links.

Posizione dell'osservatore per determinare il taglio sinistro e destro
Position des betrachters zur bestimmung von rechts-oder linksshnitt

"U"-förmige Zusammenstellung von drei MINIFILE-Einbauleuchtenprofilen in weiß, 2.530 x 1.650 x 2.530 mm, jeweils mit 45°-Gehrungsschnitt rechts bzw. links.

MASSGESCHNEIDERTE ZUSCHNITTE

Angaben zur Bestellung von Profilen, Diffusoren, Profilblenden oder Kühlkörpern in Sonderlängen oder mit 45°-Gehrung am Ende.

A) PROFIL, DIFFUSOR, PROFILBLENDEN, KÜHLKÖRPER IN SONDERLÄNGE

- Die Artikelnummer für das gewünschte Produkt (Minifile, File, FileH, File2, File2H, Container, Segment) mit "misura /XX" angeben.
- Hierbei muss anstelle des Worts "misura" die gewünschte Länge in mm angegeben werden.
- Zur Berechnung des Preises sind die Anweisungen in der Preisliste zu befolgen.
  Beispiel:
  MINIFILE Deckenleuchtenprofil MINIFILE in weiß mit 2.530 mm Länge. LTM00.misura wird zu LTM00.2530/01.

B) PROFIL, DIFFUSOR, PROFILBLENDEN, KÜHLKÖRPER MIT 45°-GEHRUNG AN EINEM ODER BEIDEN ENDEN

- Die Artikelnummer für das gewünschte Produkt (Mini(le, File, FileH, File2, File2H, Container, Segment) mit "misura /XX" angeben.
- Hierbei muss anstelle des Worts "misura" die gewünschte Länge in mm angegeben werden.
- Je nach gewünschtem Zuschnitt muss die Längenangabeum den Buchstaben D (rechts), S (links), L (rechts/links), Z (links/links), R (rechts/rechts) oder G (Wand/Decke) ergänzt werden (siehe folgende Beispiele).
- Zur Berechnung des Preises sind die Anweisungen in der Preisliste zu befolgen.

DECOUPES SUR MESURE

Comment commander des profilés, des diffuseurs, des ré!ecteurs ou dissipateurs de chaleur dans une longueur linéaire non standard ou avec des extrémités découpées à un angle de 45°

A) PROFILE, DIFFUSEUR, REFLECTEURS, DISSIPATEUR DE CHALEUR D'UNE LONGUEUR LINEAIRE NON STANDARD

- Choisissez le code de réf. "misura /XX" du produit souhaité (Minifile, File, FileH, File2, File2H, Containers, Segment)
- Remplacez le mot "misura" par la longueur souhaitée en mm.
- Pour calculer le prix, suivez les instructions figurant sur la liste de prix.
- Exemple:
  Profilé de plafonnier MINIFILE blanc de 2530 mm. LTM00.misura devient LTM00.2530/01

B) PROFILE, DIFFUSEUR, REFLECTEURS, DISSIPATEUR DE CHALEUR AVEC UNE OU DEUX EXTREMITES DECOUPEES A UN ANGLE DE 45°

- Choisissez le code de réf. "misura /XX" du produit souhaité (Mini(le, File, FileH, File2, File2H, Containers,Segment)
- Remplacez le mot "misura" par la longueur souhaitée en mm.
- Ajoutez à la dimension les lettres D (droite), S (gauche), L (droite/gauche), Z (gauche/gauche), R (droite/droite) or G (appliques/plafonniers) en fonction de la découpe souhaitée, en suivant les exemples ci-dessous
- Pour calculer le prix, suivez les instructions figurant sur la liste de prix.
- Exemples:

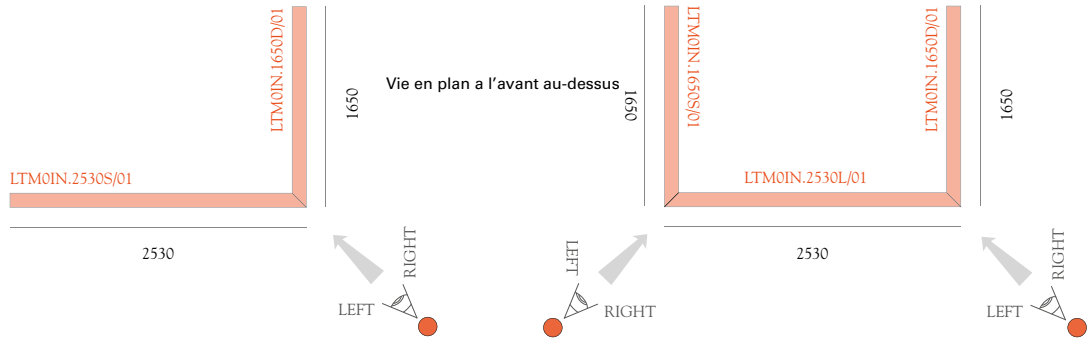

Combinaison en forme de "L" des pro(lés des luminaires encastrables blancs MINIFILE, de 2530 x 1650 mm et découpes relatives à un angle de 45° à gauche et à droite

Position de l'observateur pour determiner la decoupe droit et gauche

Combinaison en forme de "U" des pro(lés des luminaires encastrables blancs MINIFILE, de 2530 x 1650 x 2530 mm et découpes relatives à un angle de 45° à gauche et à droite

Composizione a “Z” di tre profili MINIFILE Incasso bianco, 2.530 x 1.650 x 2.530 mm. e relativi tagli a 45° Sinistro e Destro. - “Z” shaped composition of MINIFILE Recessed profiles white, 2.530 x 1.650 x 2.530 mm. and relative 45°-angle Left and Right cuts. - Composición a “Z” de tres perfiles MINIFILE empotrados blanco, 2.530 x 1.650 x 2.530 mm. y los correspondientes cortes a 45° izquierda y derecha.

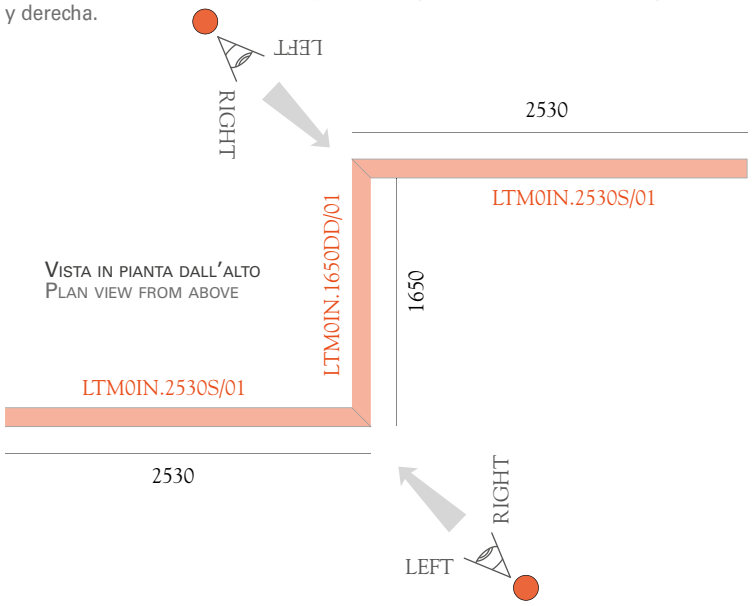

Vista in pianta dall’alto
Plan view from above

Posizione dell’osservatore per determinare il taglio sinistro e destro
Observer’s position to determine the right and left cut

Composizione a “parete-soffitto” di due profili MINIFILE Incasso bianco, 2.530 x 1.650 mm. e relativi tagli a 45° - “Wall-ceiling” shaped composition of MINIFILE Recessed profiles white, 2.530 x 1.650 mm. and relative 45° angle cuts. - Composición a “pared-techo” de dos perfiles MINIFILE empotrados blanco, 2.530 x 1650 mm, y los correspondientes cortes a 45°.

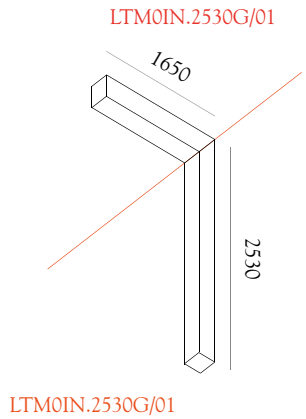

NOTE IMPORTANTI – IMPORTANT NOTES – NOTA IMPORTANTE

Attenzione: leggere variazioni di colre dei LED sono da consederarsi normali (soprattutto in integrazioni di ordini, per il naturale calare dei lumen di quelli usati) |Note: slight colour temperature variations of the LED’s sources are to be considered normal (particularly, due to the technical development and to the change of the luminous flux caused by their use, the LED modules delivered subsequently to the first delivery may differ in the luminous flux and light colour). | Nota: ligeras variaciones en LEDs colre son consederarsi normales (en particular, los módulos LED entregados posteriormente a la primera entrega pueden diferir en el flujo luminoso y color de la luz por la declinación natural de los lúmenes de los utilizados)

Determinazione della lunghezza delle cassaforme a misura LTMF.misura / LTF1.misura / LTF2.misura: aggiungere 3 mm. alla lunghezza totale del prodotto che si intende inserire al suo interno. |To define the lenght of the wallboxes with custom length LTMF.misura / LTF1.misura / LTF2.misura: add 3 mm. to the total length of the product going inside the wallbox itself. |Cálculo de la longitud de la caja a medida LTMF.misura/LTF1.misura/LTF2.misura: Añadir 3 mm. a la longitud total del producto que se debe de colocar en su interior.
Determinazione della lunghezza prodotto Container a misura LTMF.misura / LTF1.misura / LTF2.misura: aggiungere 8 mm. alla lunghezza totale del prodotto che si intende inserire al suo interno. |To define the lenght of the Container with custom length LTMF.misura / LTF1.misura / LTF2.misura: add 8 mm. to the total length of the product going inside the Container itself. | Cálculo de la longitud deL contenedor a medida LTMF.misura/LTF1.misura/LTF2.misura: Añadir 8 mm. a la longitud total del producto que se debe de colocar en su interior.
Compatibilità trasformatori 230V/12V con lampade LED – 230V/12V transformer’s compatibility with LED lamps. - Compatibilidad transformadores 230V/12V con lámparas LED.
I trasformatori 230Vac/12Vac presentati in questo catalogo sono testati con i principali produttori di lampade LED. A causa della velocità dell’adeguamento tecnologico di queste ultime, Lucifero’s non può garantire una compatibilità universale delle stesse con i propri trasformatori. Per maggiori informazioni consultare il sito www.luciferos.it |The 230Vac/12Vac transformers presented on this catalogue have been tested with the leading LED lamps manufacturers. Due to the pace of the technological update of them, Lucifero’s cannot guarantee their universal compatibility with its transformers. For more info visit our website www.luciferos.it | Los transformadores 230Vac/12Vac presentados en este catálogo han sido testados con los principales productores de lámparas LED. Debido a la rápida evolución tecnológica de estas, Lucifero’s no puede garantizar una compatibilidad universal de las mismas con nuestros transformadores, Para mayor información consultar el sitio www.luciferos.it.
Peso max. lampade QR-LP 111 LED 12V– max weight of 12V QR-LP 111 LED lamps. - Peso máximo lámparas QR-LP 111 LED 12V.
Il peso massimo consentito delle lampade LED QR-LP 111 sui nostri proiettori è di 275 g -The maximum allowed weight of 12V QR-LP 111 LED lamps is of 275 gr - El peso máximo admisible de las lámparas LED QR-LP 111 para nuestros proyectores es de 275gr.

	SIMBOLOGIA	SIMBOLOGY
III	Apparecchio in classe III Apparecchio in cui la protezione contro la scossa elettrica si basa sull'alimentazione a bassisssima tensione di sicurezza e in cui non si generano tensioni superiori alla stessa. Nota: un apparecchio in classe III non deve essere provvisto di messa a terrra di protezione.	Class III appliance Appliance where protection against electric shock is based on a very low safety voltage. No earth attachment is required.
IP20 IP23 IP40 IP43 IP54 IP65	Grado di protezione Stabilisce un sistema per la classificazione degli apparecchi elettrici in base al grado di protezione fornito dagli involucri degli stessi. I simboli utilizzati per indicare questo grado di protezione sono costituiti dalle lettere "IP" seguite da due cifre caratteristiche: -la prima cifra indica la protezione contro la penetrazione dei corpi solidi e polvere; -la seconda cifra indica la protezione contro la penetrazione dei liquidi.	Protection degree Establishes a system for the classification of electrical appliances based on the degree of protection consist of the letter "P" followed by two distinguishing numbers: -the first number indicates the protection against solid objects and dust; -the second number indicates the protection against penetration of liquid.
A	Alimentatore incluso.	Ballast included.
A	Alimentatore escluso.	Ballast excluded.
100°	Lampada protetta per un massimo di 100° in superficie.	Lamp protected of maximum temeratures of 100°C in surface.
W W	Apparecchio idoneo per essere installato direttamente su legno.	Adequate equipment for direct mounting in wood.
	ENEC (European Norms Electronical Certification) contrassegno di test riconosciuto a livello Europeo ch conferma che il dispositivo ha suoerato i test ENEC.	NEC (European Norms Electronical Certification) is the high quality Euro Mark for electrical products that demonstrates compliance with European standards.
	Trasformatore di sicurezza protetto contro i corto circuiti.	Safety transformer protected against short-circuits.
	Possibilità di posizionare il trasformatore elettronico remoto.	Electronic transformer for possible indipendent installation.
kg 2500	Carrabile.	Carriageable.
SELV	Indica che il prodotto in bassissima tensione è protetto contro i contatti diretti e indiretti con tensione nominale < 60V.	Indicates that the product in very low voltage is protected against direct and indirect contacts with rated voltage <60V.
	Indica che l'apparecchio va installato a parete.	Wall appliance.
	Indica che l'apparecchio va installato a soffitto.	Ceiling appliance.
	Indica la misura di taglio per l'installazione ad incasso dell'apparecchio.	Hole for recessed fixture.
	Emissione luminosa verso il basso e l'alto.	Direction of the light upwards and downwords.
	Emissione luminosa verso l'alto.	Direction of the light upwards.
	Emissione luminosa verso il basso.	Direction of the light downwards.
	Emissione luminosa asimmetrica.	Asymmetrical light
	Emissione luminosa larga verso l'alto e fascio stretto verso il basso.	Direction of the light towards the high and narrow beam toward bottom.
	Emissione luminosa diretta.	Direct light.
	Emissione luminosa indiretta.	Indirect light.
LED incl.	Led incluso	Led included
	Lampadina esclusa	Lamp escluded
DALI	Lampada compatibile con sistemi di controllo digitali DALI (Digital Addressable Lighting Interface)	Compatible lamp with digital control systems DALI (Digital Addressable Lighting Interface)
1-10V	Lampada compatibile con sistemi analogici di controllo 1-10V	Compatible lamp with analogical systems control 1-10V
T&D	Lampada comandabile tramite un pulsante normalmente aperto privo di potenziale	Lamp controlled by a normally open button without potential.
DF	Lampada comandabile tramite un dimmer a taglio di fase discendente (Trailing edge)	Lamp controlled by a descending phase cut dimmer (Trailing edge).
LED incl.	Sorgente Led inclusa.	Led source included.
	Indica la misura necessaria per l'inserimento del trasformatore.	Necessary space to insert the power supply
A	Vedi tabella alimentatori.	See power suppliers table.
	Vedi curve fotometriche.	See photometric data.
13-15	Spessore cartongesso	Thikness false ceiling.
	Cassetta di derivazione.	Junction box

LEGENDA COLORI - FINISHINGS



BIANCO - WHITE



NERO - BLACK



CROMO - CHROME



NICHEL SATINATO - BRUSHED NICHEL

OTTONE BRUNITO - BURNISHED BRASS

GRIGIO - GREY



OTTONE NATURALE - NATURAL BRASS



ACCIAIO SATINATO - BRUSHED STEE



OSSIDATO ALLUMINIO - OXIDISED ALUMINIUM



ORO - GOLD



MOKA



VERNICIATO COR-TEN - COR/TEN PAINTED

GRAFITE - GRAPHITE

inox
LIGHTING
INNOVATORS

Unit 22 Brookside Centre, Sumpters Way
Temple Farm Industrial Estate
Southend-on-Sea SS2 5RR
t +44(0)1702 468165
e sales@inox.co.uk
w inox.co.uk