PROJECTORS
inox
LIGHTING
INNOVATORS
DECEMBER 2018

# PROIETTORI - PROJECTORS

## LEVA QUADRA PROIETTORI p.517 NEW





## QUADRA p.525 NEW

## FOCUS p.530 NEW



## MAGNETICTRACKS p.542 NEW

SEMPLICE p.555

p.562

p.562

p.562

p.566

p.566

p.566

PHAR p.569

p.570

p.573

PRO IN p.576

p.578

p.578

p.578

p.579

p.579

p.580

p.580

p.580

MINIFILE OPENLIGHT TRACK p.583

p.587

FILE 2TRACK p.589

p.591

TRACKS p.593

p.596

p.596

EXTENSOR p.605

p.610

p.610

p.610

p.611

p.611

ORION p.613

p.614

p.614

p.614

p.614

(IT) Programma di proiettori fissi e orientabili per sorgenti LED integrate. Possibilità di montaggio a incasso rasato a scomparsa totale o con cornice di battuta, a soffitto, o su binari in bassa tensione 48V tipo binario Multi system Stucchi.Corpo apparecchio in estruso di alluminio verniciato. Gruppi ottici completi di led ad alta resa cromatica (CRI>90), lente, housing antiabbagliamento e driver elettronico (tranne versioni a incasso).Corpo ottico fisso nelle versione incasso e orientabile nelle versione soffitto e binario, con possibilità di orientamento 0-90° rispetto all'asse orizzontale e 355° rispetto all'asse verticale.Ottiche spot, flood e wide. UGR<19. Grado di protezione IP20/40.

(EN) Fix and adjustable projectors programme for chip on board LED sources. Mounting options: recessed, with frame or trimless, ceiling and wall-mounted and on 48V tracks, such as the Multi System by Stucchi. Fixture's body in painted extruded aluminum. Optical group complete with CRI>90 chip on board led, lens, antiglare housing and electronic driver (except for recessed versions). The optical group is fixed in the recessed version and adjustable (0-90° on the horizontal axis and 355° on the vertical axis) in the surface-mounted and track versions. Spot, flood and wide optics. UGR<19. Degree of protection IP20/40.

(DE) Familie von festen und verstellbaren Projektoren für integrierte LED-Quellen. Möglichkeit von Trimless verdeckten Einbaumontage oder mit Deckenrahmen, auf 48 V-Niederspannungsschienen, typ Multi System Stucchi-Schiene.Leuchtkörper aus stranggepresstem lackiertem Aluminium.  Optische Gruppen mit hoher Farbwiedergabe LED (CRI> 90), Linse, Blendschutz Gehäuse und elektronischem Treiber (außer Einbauversionen) ausgestattet. Fixe optische Körper in der Einbauversion und einstellbar in der Hängenden und Schiene-Version, mit der Möglichkeit von 0-90 ° Ausrichtung in Bezug auf die horizontale Achse und 355 ° in Bezug auf die vertikale Achse. Spot, Flood und Wide Optik. UGR <19. Schutzart IP20/40.

# LEVA QUADRA



ES Familia de proyectores con cuerpo en extrusión de aluminio pintado, IP20/40 con UGR <19, fijos y ajustables para fuentes LED integradas. Posibilidad de instalación empotrada con o sin marco, plafón o bien en carriles de bajo voltaje (48V Multi sistema Stucchi). Grupos ópticos con LED de alto CRI (CRI> 90), lente, carcasa antideslumbrante y alimentador electrónico (excepto las versiones para empotrar). Cuerpo óptico fijo en versión empotrada y ajustable en las otra opciones de montaje; ofrece una orientación 0-90° con respecto al eje horizontal y 355 ° con respecto al eje vertical. Opticas Spot, flood y wide.

FR Famille de projecteurs fixes et réglables pour sources LED intégrées. Possibilité de montage avec ou sans collerette au plafond, ou sur rail en système basse tension 48V type Multi Système Stucchi. Corps de luminaire en aluminium extrudé peint. Groupes optiques complets avec LED ayant un indice de rendu des couleurs (IRC> 90), lentille, boîtier anti-éblouissement et driver électronique (sauf versions à encastrer). Corps optique fixe dans la version encastrée et réglable dans la version apparente au plafond ou rail, avec possibilité d'orientation de 0-90 ° par rapport à l'axe horizontal et de 355 ° par rapport à l'axe vertical. Optiques Spot, et Wide-Flood UGR <19. Degré de protection IP20 / IP40

## LEVA QUADRA Q4 SNODO INCASSO
RECESSED 4

80

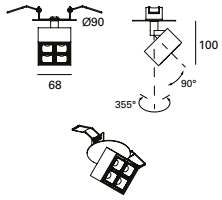


Im product / ∠

| | W | mA | K | Im/Led | S 20° | F 32° | W 50° | CRI | A | Dim. | H | Kg | CODE | K | ∠ | | Col. |
|---|---|---|---|---|---|---|---|---|---|---|---|---|---|---|---|---|---|
| LED 3SDCM 50000h L90 B10Ta 25°C | 4x2 | 700 | 2700 | 860 | 793 | 738 | 656 | >90 | 7.1 | 68x68 | 110 | 0,30 | LV410.9 | 27 30 40 | S F W | / | 01 02 41 42 |
| | | 700 | 3000 | 868 | 800 | 745 | 662 | | | | | | | | | | |
| | | 700 | 4000 | 888 | 818 | 762 | 678 | | | | | | | | | | |

A+ UGR<19

## LEVA QUADRA Q9 SNODO INCASSO
RECESSED 9

80

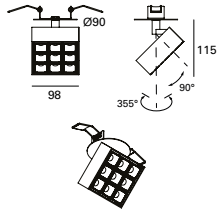


Im product / ∠

| | W | mA | K | Im/Led | S 20° | F 32° | W 50° | CRI | A | Dim. | H | Kg | CODE | K | ∠ | | Col. |
|---|---|---|---|---|---|---|---|---|---|---|---|---|---|---|---|---|---|
| LED 3SDCM 50000h L90 B10Ta 25°C | 9x2 | 700 | 2700 | 1935 | 1783 | 1660 | 1477 | >90 | 7.1 | 98x98 | 90 | 0,90 | LV411.9 | 27 30 40 | S F W | / | 01 02 41 42 |
| | | | 3000 | 1953 | 1800 | 1676 | 1490 | | | | | | | | | | |
| | | | 4000 | 1998 | 1842 | 1714 | 1525 | | | | | | | | | | |

A+ UGR<19

## LEVA QUADRA 4 SOFFITTO ATTACCO SNODABILE
WALL/CEILING 4

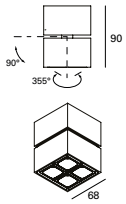


Im product / ∠

| | W | K | Im/Led | S 20° | F 32° | W 50° | CRI | Dim. | H | Kg | CODE | K | ∠ | | Col. |
|---|---|---|---|---|---|---|---|---|---|---|---|---|---|---|---|
| LED 3SDCM 50000h L90 B10Ta 25°C | 4x2 | 2700 | 860 | 793 | 738 | 656 | >90 | 68x68 | 90 | 0,60 | LV311.9 | 27 30 40 | S F W | / | 01 02 41 42 |
| | | 3000 | 868 | 800 | 745 | 662 | | | | | | | | | |
| | | 4000 | 888 | 818 | 762 | 678 | | | | | | | | | |

A+ UGR<19

## LEVA QUADRA 9 SOFFITTO ATTACCO SNODABILE
WALL/CEILING 9

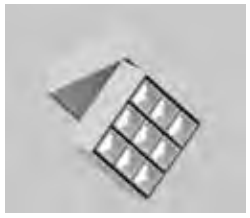

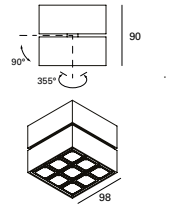


Im product / ∠

| | W | K | Im/Led | S 20° | F 32° | W 50° | CRI | Dim. | H | Kg | CODE | K | ∠ | | Col. |
|---|---|---|---|---|---|---|---|---|---|---|---|---|---|---|---|
| LED 3SDCM 50000h L90 B10Ta 25°C | 9x2 | 2700 | 1935 | 1783 | 1660 | 1477 | >90 | 98x98 | 90 | 0,90 | LV316.9 | 27 30 40 | S F W | / | 01 02 41 42 |
| | | 3000 | 1953 | 1800 | 1676 | 1490 | | | | | | | | | |
| | | 4000 | 1998 | 1842 | 1714 | 1525 | | | | | | | | | |

A+ UGR<19

∠ FASCIO / BEAM

K ° KELVIN




Col. COLORI / FINISHINGS

- **01** - telaio bianco - ottica nera - white box - black optic
- **02** - telaio nero - ottica nera - black box - black optic
- **41** - telaio bianco - ottica bianca - withe box - white optic
- **42** - telaio nero - ottica dorata - black box - golden optic

LEVA Q4 LED

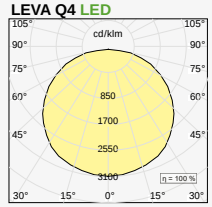


LEVA Q9 LED

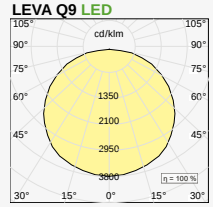

IT Programma di proiettori fissi e orientabili per sorgenti LED multichip integrate. Possibilità di montaggio a incasso rasato a scomparsa totale o con cornice di battuta, a soffitto, su binari in bassa tensione 48V tipo binario Multi System Stucchi o su piattello a filo o semi-arretrato su cartongesso. Corpo apparecchio in estruso di alluminio verniciato. Gruppi ottici completi di led ad alta resa cromatica (CRI>90), lente, housing antiabbagliamento e driver elettronico (tranne versioni a incasso).Corpo ottico fisso nelle versione incasso e orientabile nelle versione soffitto e binario, con possibilità di orientamento 0-90° rispetto all'asse orizzontale e 355° rispetto all'asse verticale. Ottiche spot, flood e wide. UGR Grado di protezione IP20/40.

EN Selection of projectors for indoor use, with painted aluminum body, fixed and adjustable with integrated LED sources with CRI> 90. Multiple installation options: recessed with or without frame, surface mounted or on Multi System Stucchi 48V rails. Spot, flood and wide lens optics with UGR <19.

DE Familie von festen und verstellbaren Projektoren für integrierte LED-Quellen. Möglichkeit von Trimless verdeckten Einbaumontage oder mit Deckenrahmen, auf 48 V-Niederspannungsschienen, typ Multi System Stucchi-Schiene oder auf flächenbündiger oder teilversenkter Platte auf Gipskartonplatten. Leuchtkörper aus stranggepresstem lackiertem Aluminium. Optische Gruppen mit hoher Farbwiedergabe LED (CRI> 90), Linse, Blendschutz Gehäuse und elektronischem Treiber (außer Einbauversionen) ausgestattet. Fixe optische Körper in der Einbauversion und einstellbar in der Decke und Schiene-Version, mit der Möglichkeit von 0-90 ° Ausrichtung in Bezug auf die horizontale Achse und 355 ° in Bezug auf die vertikale Achse. Spot, Flood und Wide Optik. UGR <19. Schutzart IP20/40.

# QUADRA



ES Familia de proyectores de interiores, con cuerpo en aluminio pintado, fijos y ajustables con fuentes de LED integradas con CRI> 90 . Multiples opcciònes de instalaciòn: empotrado con y sin marco, adosado o bien en rieles Multi System Stucchi 48V. Opticas Spot, flood y wide lens con UGR <19.

FR Série de projecteurs fixes et orientables pour des sources LED multichip intégrées. Possibilités d'installation : encastré sans collerette (totalement escamotable) ou avec collerette, à plafond, sur rail à baisse tension 48V (comme le rail Multi System Stucchi) ou sur plateau au ras ou demi-écartée dans le placoplâtre. Corps de l'appareil en aluminium extrudé peint. Groupes optiques complets avec LED à haut rendement chromatique (CRI>90), lentille, snooter anti-éblouissement et driver électronique (sauf que dans la version encastrée). Corps optique fixe dans la version encastrée et orientable dans les versions à plafond ou pour rail, avec orientabilité de 0-90° sur l'axe horizontal et de 355° sur l'axe vertical. Optiques spot, flood et wide. UGR<19. Degré de protection IP20/40.

## QUADRA INCASSO ATTACCO SNODO 32

RECESSED

80

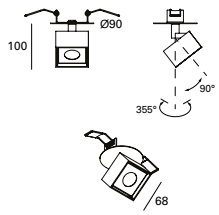


| | W | mA | K | lm/Led | W 38° | CRI | A | Dim. mm | H mm | Kg | CODE | K | | | Col. |
|---|---|---|---|---|---|---|---|---|---|---|---|---|---|---|---|
| | | | | lm product / ∠ | | | | | | | | | ∠ | | |
| LED | | | 2700 | 490 | 459 | | | | | | | | | | |
| | 6,7 | 700 | 3000 | 495 | 464 | >90 | 7.1 | 68x68 | 63 | 0,3 | QS30.9 | 27 30 40 | W | / | 01 02 |
| | | | 4000 | 510 | 478 | | | | | | | | | | |

## QUADRA INCASSO ATTACCO SNODO 65

RECESSED

80

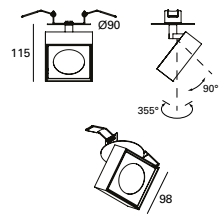


| | W | mA | K | lm/Led | F 20° | W 36° | CRI | A | Dim. mm | H mm | Kg | CODE | K | | | Col. |
|---|---|---|---|---|---|---|---|---|---|---|---|---|---|---|---|---|
| | | | | lm product / ∠ | | | | | | | | | | ∠ | | |
| LED 2SDCM 50000h L90 B10 ta 25°C | | | 2700 | 1325 | 1385 | 1108 | | | | | | | | | | |
| | 12 | 350 | 3000 | 1350 | 1411 | 1129 | >90 | 3.2 | 98x98 | 63 | 0,45 | QS31.9 | 27 30 40 | F W | / | 01 02 |
| | | | 4000 | 1400 | 1463 | 1171 | | | | | | | | | | |

## QUADRA SOFFITTO ORIENTABILE 32

WALL/CEILING

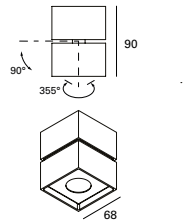


| | W | K | lm/Led | W 38° | CRI | Dim. mm | H mm | Kg | CODE | K | | | Col. |
|---|---|---|---|---|---|---|---|---|---|---|---|---|---|
| | | | lm product / ∠ | | | | | | | | ∠ | | |
| LED | | 2700 | 490 | 459 | | | | | | | | | |
| | 6,7 | 3000 | 495 | 464 | >90 | 68x68 | 90 | 0,6 | QS10.9 | 27 30 40 | W | / | 01 02 |
| | | 4000 | 510 | 478 | | | | | | | | | |

## QUADRA SOFFITTO ORIENTABILE 65

WALL/CEILING

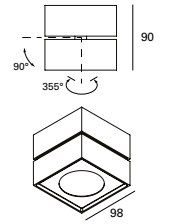


| | W | K | lm/Led | F 20° | W 36° | CRI | Dim. mm | H mm | Kg | CODE | K | | | Col. |
|---|---|---|---|---|---|---|---|---|---|---|---|---|---|---|
| | | | lm product / ∠ | | | | | | | | | ∠ | | |
| LED 2SDCM 50000h L90 B10 ta 25°C | | 2700 | 1325 | 1385 | 1108 | | | | | | | | | |
| | 12 | 3000 | 1350 | 1411 | 1129 | >90 | 98x98 | 90 | 0,90 | QS11.9 | 27 30 40 | F W | / | 01 02 |
| | | 4000 | 1400 | 1463 | 1171 | | | | | | | | | |

# QUADRA SISTEMA CORPO INCASSO
RECESSED

80



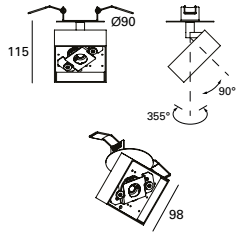


| | W | mA | K | lm/Led | CRI | A | Dim. mm | H mm | Kg | CODE | K | | Col. |
|---|---|---|---|---|---|---|---|---|---|---|---|---|---|
| LED 2SDCM 50000h L90 B10 ta 25°C | 12 | 350 | 2700<br>3000<br>4000 | 1325<br>1350<br>1400 | >90 | 3.2 | 98x98 | 63 | 0,45 | QS00.9 | 27<br>30<br>40 | / | 01<br>02 |

**Accessori - accessories**
QM100: spot snooter - spot snooter
QM200: cover piramidale A
QM201: cover piramidale B

# QUADRA SISTEMA CORPO SOFFITTO
WALL/CEILING

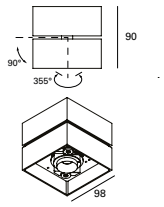


| | W | mA | K | lm/Led | CRI | Dim. mm | H mm | Kg | CODE | K | | Col. |
|---|---|---|---|---|---|---|---|---|---|---|---|---|
| LED 2SDCM 50000h L90 B10 ta 25°C | 12 | 350 | 2700<br>3000<br>4000 | 1325<br>1350<br>1400 | >90 | 98x98 | 90 | 0,90 | QS01.9 | 27<br>30<br>40 | / | 01<br>02 |

**Accessori - accessories**
QM100: spot snooter - spot snooter
QM200: cover piramidale A
QM201: cover piramidale B

# QUADRA SISTEMA CORPO MAGNETIC TRACK 48V
TRACK PROJECTOR

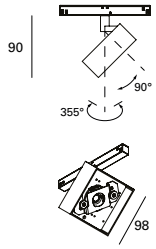


| | W | K | lm/Led | CRI | Dim. mm | H mm | Kg | CODE | K | | Col. |
|---|---|---|---|---|---|---|---|---|---|---|---|
| LED 2SDCM 50000h L90 B10 ta 25°C | 12 | 2700<br>3000<br>4000 | 1325<br>1350<br>1400 | >90 | 98x98 | 90+E | 0,45 | QS02.9 | 27<br>30<br>40 | / | 01<br>02 |

E= Euroadapter

**Accessori - accessories**
QM100: spot snooter - spot snooter
QM200: cover piramidale A
QM201: cover piramidale B

# QUADRA SISTEMA CORPO MAGNETICO SOFFITTO



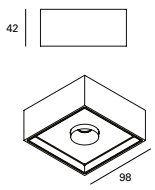


| | W | K | lm/Led | CRI | Dim. mm | H mm | Kg | CODE | K | | Col. |
|---|---|---|---|---|---|---|---|---|---|---|---|
| LED 220V ac | 8,6 | 3000 | 800 | >80 | 98x98 | 42 | 0,90 | QS03.9 | 30 | / | 01<br>02 |

**Accessori - accessories**
QM100: spot snooter - spot snooter
QM200: cover piramidale A
QM201: cover piramidale B

## QUADRA SISTEMA SPOT SNOOTER

SPOT SNOOTER

| Dim. mm | CODE | | Col. |
|---|---|---|---|
| ø 33 | QM100 | / | 01 02 44 |

## QUADRA SISTEMA COVER PIRAMIDALE A

COVER A

| Dim. mm | H mm | CODE | | Col. |
|---|---|---|---|---|
| 90x90 | 16 | QM200 | / | 01 02 44 |

## QUADRA SISTEMA COVER B

COVER B



| Dim. mm | H mm | CODE | | Col. |
|---|---|---|---|---|
| 90x90 | 16 | QM201 | / | 01 02 44 |



FASCIO / BEAM

K ° KELVIN

Col. COLORI / FINISHINGS

**01** - bianco - white
**02** - nero - black
**44** - oro champagne - champagne gold

DATI FOTOMETRICI | PHOTOMETRIC DATA

**QUADRA 6,8W LED 38°**

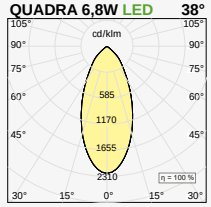


**QUADRA 12W LED 20°**

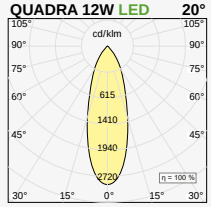


**QUADRA 12W LED 36°**

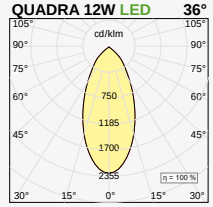


**QUADRA SYSTEM LED 36°**

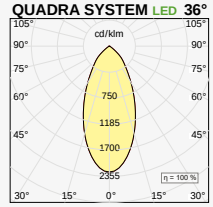

(IT) Programma di proiettori di dimensioni estremamente ridotte. Le versioni LED COB sono complete di sorgente ad alte prestazioni da completare con driver remoto (escluse versione con basetta rettangolare del Focus Ø55 equipaggiate con driver a bordo). Le versioni per MR16 sono da completare con lampadina con attacco GU10 (max 50W). La gamma si articola in tre tipi di apparecchi con potenze di 5W per il Ø26mm e 8w per il Ø36mm e 12W o 18W per il Ø55 a seconda dei modelli. Varie le possibilità di installazione: su superfici metalliche ferritiche nella versione magnetica; parete o soffitto con basetta tonda (driver remoto) o rettangolare (driver incorporato) in versione ad una o due luci; a soffitto in cartongesso in versione con cornice a filo o arretrato con driver remoto, trasformabile in versione trimless mediante l'installazione di un accessorio; infine in versione per installazione su binario Mini Track alimentato a 48V nella versione led ad una e due luci e Eurostandard a tensione di rete per la versione con sorgente alogena.

(EN) Adjustable projectors programme featured by very contained dimensions, provided with high efficiency 12W or 18W COB led source, to be completed with remote driver (except for the Focus 55 surface-mounted version with rectangular base)The 230V QPAR16 halogen/led lamps version to be completed with lamp source GU10. Available in three dimensions: 26 mm. diameter with 5W led, 36 mm. diameter with 8W led and 55mm. diameter with 12W or 18W. Body in painted extruded aluminum; adjustable joint painted in the same finish of the fitting. COB led versions available with spot and flood optics. Installation options: surface-mounted on ferritic metal surfaces (magnetic version); surface-mounted with round base (remote driver) or rectangular base (driver included); recessed into plasterboard false-ceiling, with flush or recessed frame or trimless (through a specific accessory); on 48V Mini Track (COB led versions) or on 230V Eurstandard track (230V QPAR16 lamp version).

(DE) Familie von Projektoren mit extrem reduzierten Abmessungen. Die LED-Versionen werden mit einer leistungsstarken Quelle geliefert, die mit einem Remote-Treiber vervollständigt werden kann (mit Ausnahme der Version mit einem rechteckigen Fuß Ø55 Focus, der mit On-Board-Treibern ausgestattet ist). Die Versionen für MR16 sind mit Leuchtmittel mit GU10-Buchse (max. 50W) zu ergänzen. Das Sortiment ist in drei Arten von Geräten unterteilt: mit Leistungen von 5W für Ø26mm und 8W für Ø36mm und 12W oder 18W für Ø55 abhängig von den Modellen.
Verschiedene Installationsmöglichkeiten: auf ferritischen Metalloberflächen in der magnetischen Version, auf Wand oder Decke mit runder Basis und Remote-Treiber, auf Wand oder Decke mit rechteckigem Basis und On-Board-Treiber in einer oder zwei Leuchten Version, in Gipskartondecke in der Version mit Rahmen oder rückwärts mit Remote-Treiber, transformierbar in Trimless-Version durch Installation eines Zubehörs, und schließlich geeignet für die Installation auf Mini Track Schiene mit 48V Spannung in ein und zwei Licht-Version und Eurostandard-Netzspannung für die Version mit Halogen-Quelle

ES Familia de proyectores de dimensiones extremadamente reducidas. Las versiones LED deben ser completadas con alilmentacion remota (a excepción de la versión con base rectangular). Las versiones para MR16 se completarán con una bombilla GU10 (máx. 50 W). La gama se divide en tres tipos de potencias: 5W para Ø26mm y 8w para Ø36mm o bien 12W o 18W para Ø55 según los modelos. Varias posibilidades de instalación: en superficies de metal ferrítico en la versión magnética, pared o techo con base redonda y alimentacion remota, pared o techo con base rectangular y controlador incorporado en una o dos versiones de luces, en plafón techo en versión con marco en cableado o respaldo con controlador remoto, transformable en versión sin trimado mediante la instalación de un accesorio; y finalmente en la versión para instalación en carril Mini Track a 48V de una y dos luces o Eurostandard a 220V para la versión con fuente halógena.

FR Série de projecteurs de dimensions extrêmement réduites. Les versions à LED COB sont dotées de sources à haute performance, à compléter avec driver à distance (à l'exclusion des versions avec base rectangulaire du Focus Ø55, qui sont équipées de driver logé à leur intérieur).
Les versions pour MR16 sont à compléter avec ampoule culot GU10 (max 50W). La gamme se compose de trois types d'appareils avec puissance de 5W pour Ø26mm, 8W pour Ø36mm et 12W ou 18W pour Ø55 selon le modèle. Possibilités d'installation : en applique sur surfaces métalliques ferritiques (version magnétique); en applique ou à plafond avec base ronde (driver à distance) ou base rectangulaire (driver inclus); encastrée dans le faux-plafond en placoplâtre, en version sans collerette (avec accessoire spécifique) ou avec collerette rasée ou écartée ; sur rail Mini Track 48V (versions à LED COB) ou Eurostandard (version 230V avec ampoule QPAR16).

# FOCUS M26 MAGNETE

WALL/CEILING

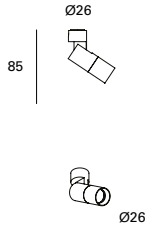


| | W | mA | K | lm/Led | lm product / F 27° | CRI | Dali | A | Dim. mm | H mm | CODE | K | ∠ | | Col. |
|---|---|---|---|---|---|---|---|---|---|---|---|---|---|---|---|
| LED | 5,5 | 500 | 2700 | 634 | 566 | >90 | x | 5.1 | ø26 | 85 | FS001.9 | 27 30 40 | F | / | 01 02 |
| | | | 3000 | 640 | 571 | | | | | | | | | | |
| | | | 4000 | 650 | 580 | | | | | | | | | | |

**Accessori - accessories**

FSA02.26: piastra ancoraggio magneti

# FOCUS M36 MAGNETE

WALL/CEILING

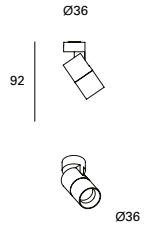


| | W | mA | K | lm/Led | lm product / S 19° | F 25° | Z18°x 38° | CRI | A | Dim. mm | H mm | CODE | K | ∠ | | Col. |
|---|---|---|---|---|---|---|---|---|---|---|---|---|---|---|---|---|
| LED | 8 | 700 | 2700 | 830 | 625 | 687 | 502 | >90 | 7.1 | ø36 | 92 | FS002.9 | 27 30 40 | S F Z | / | 01 02 |
| | | | 3000 | 840 | 633 | 695 | 508 | | | | | | | | | |
| | | | 4000 | 850 | 633 | 703 | 514 | | | | | | | | | |

Lente trasparente inclusa | Transparent included lens

**Accessori - accessories**

FSA02.36: piastra ancoraggio magneti

# FOCUS M55 MAGNETE

WALL/CEILING

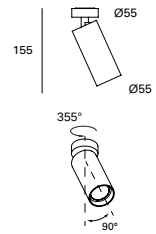


| | W | mA | K | lm/Led | lm product / F 27° | W 46° | CRI | Dali | A | Dim. mm | H mm | CODE | K | ∠ | | Col. |
|---|---|---|---|---|---|---|---|---|---|---|---|---|---|---|---|---|
| LED 2SDCM 50000h L90 B10 ta 25°C | 12 | 350 | 2700 | 1325 | 1261 | 1265 | >90 | x | 3.2 | ø55 | 155 | FS003.9 | 27 30 40 | F W | / | 01 02 |
| | | | 3000 | 1350 | 1285 | 1289 | | | | | | | | | | |
| | | | 4000 | 1400 | 1333 | 1337 | | | | | | | | | | |
| | 18 | 500 | 2700 | 1620 | 1546 | 1550 | >90 | x | 5.1 | ø55 | 155 | | | | | |
| | | | 3000 | 1650 | 1575 | 1579 | | | | | | | | | | |
| | | | 4000 | 1750 | 1670 | 1675 | | | | | | | | | | |

| | W | Dim. | H | CODE | | Col. |
|---|---|---|---|---|---|---|
| QPAR16 GU10 230V | 1x max 50 | ø55 | 155 | FS005 | / | 01 02 |

**Accessori - accessories**

FSA02.55: piastra ancoraggio magneti

L055#.A: lenti + anello obbligatorio - lenses + compulsory ring

# PIASTRA ANCORAGGIO MAGNETI

ANCHOR PLATE



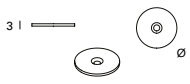


| Dim. mm | H mm | CODE | | Col. |
|---|---|---|---|---|
| ø26 | 3 | FSA02.26 | / | 01 02 |
| ø36 | 3 | FSA02.36 | | |
| ø55 | 3 | FSA02.55 | | |

# FOCUS BT26 BASETTA TONDA

WALL/CEILING

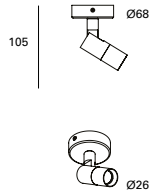


| | W | mA | K | Im/Led | Im product / ∠ F 27° | CRI | Dali | A | Dim. mm | H mm | CODE | K | ∠ | | Col. |
|---|---|---|---|---|---|---|---|---|---|---|---|---|---|---|---|
| LED | 5,5 | 500 | 2700 | 634 | 566 | >90 | x | 5.1 | ø26 | 105 | FS101.9 | 27 | F | / | 01 |
| | | | 3000 | 640 | 571 | | | | | | | 30 | | | 02 |
| | | | 4000 | 650 | 580 | | | | | | | 40 | | | |

A+ LED incl. 500 mA dc IP20

# FOCUS BT36 BASE TONDA

WALL/CEILING

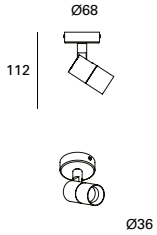


| | W | mA | K | Im/Led | Im product / ∠ S 19° | F 25° | Z18°x 38° | CRI | A | Dim. mm | H mm | CODE | K | ∠ | | Col. |
|---|---|---|---|---|---|---|---|---|---|---|---|---|---|---|---|---|
| LED | 8 | 700 | 2700 | 830 | 625 | 687 | 502 | >90 | 7.1 | ø36 | 112 | FS102.9 | 27 | S | / | 01 |
| | | | 3000 | 840 | 633 | 695 | 508 | | | | | | 30 | F | | 02 |
| | | | 4000 | 850 | 633 | 703 | 514 | | | | | | 40 | Z | | |

A+ LED incl. 500 mA dc IP20

# FOCUS BT55 BASE TONDA

WALL/CEILING

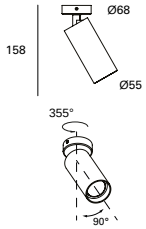


| | W | mA | K | Im/Led | Im product / ∠ F 27° | W 46° | CRI | Dali | A | Dim. mm | H mm | CODE | K | ∠ | | Col. |
|---|---|---|---|---|---|---|---|---|---|---|---|---|---|---|---|---|
| LED 2SDCM 50000h L90 B10 ta 25°C | 12 | 350 | 2700 | 1325 | 1261 | 1265 | >90 | x | 3.2 | ø55 | 158 | FS103.9 | 27 | F | / | 01 |
| | | | 3000 | 1350 | 1285 | 1289 | | | | | | | 30 | W | | 02 |
| | | | 4000 | 1400 | 1333 | 1337 | | | | | | | 40 | | | |
| | 18 | 500 | 2700 | 1620 | 1546 | 1550 | >90 | x | 5.1 | ø55 | 158 | | | | | |
| | | | 3000 | 1650 | 1575 | 1579 | | | | | | | | | | |
| | | | 4000 | 1750 | 1670 | 1675 | | | | | | | | | | |

A+ LED incl. 500 mA dc IP20

| | W | Dim. | H | CODE | | Col. |
|---|---|---|---|---|---|---|
| QPAR16 GU10 230V | 1x max 50 | ø55 | 158 | FS105 | / | 01 02 |

A+→D 230V ac IP20

**Accessori - Accessories**

L055#.A: Lent con anello - lens with ring

∠ FASCIO / BEAM




K ° KELVIN




Col. COLORI / FINISHINGS

**01** - bianco - white

**02** - nero - black

ACCESSORI | ACCESSORIES

L055#.A: lenti - lens

p. 468

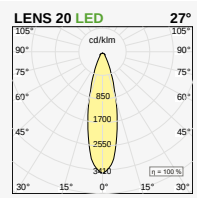


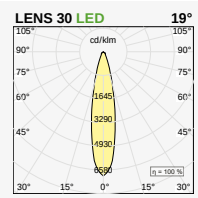


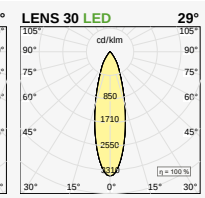


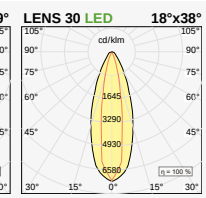


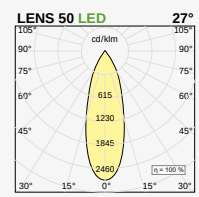


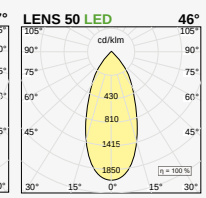

# FOCUS P26 PIATTELLO

WALL/CEILING

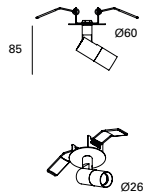


| | W | mA | K | lm/Led | lm product / ∡ F 27° | CRI | Dali | A | Dim. mm | H mm | CODE | K | ∡ | | Col. |
|---|---|---|---|---|---|---|---|---|---|---|---|---|---|---|---|
| LED | | | 2700 | 634 | 566 | | | | | | | | | | |
| | 5,5 | 500 | 3000 | 640 | 571 | >90 | x | 5.1 | ø26 | 85 | FS201.9 | 27 30 40 | F | / | 01 02 |
| | | | 4000 | 650 | 580 | | | | | | | | | | |

# FOCUS P36 PIATTELLO

WALL/CEILING

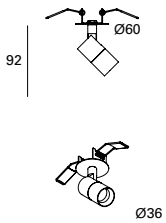


| | W | mA | K | lm/Led | lm product / ∡ S 19° | F 25° | Z18°x38° | CRI | Dali | A | Dim. mm | H mm | CODE | K | ∡ | | | Col. |
|---|---|---|---|---|---|---|---|---|---|---|---|---|---|---|---|---|---|---|
| LED | | | 2700 | 830 | 657 | 687 | 502 | | | | | | | | | | | |
| | 8 | 700 | 3000 | 840 | 665 | 695 | 508 | >90 | x | 7.1 | ø36 | 92 | FS202.9 | 27 30 40 | S F Z | | / | 01 02 |
| | | | 4000 | 850 | 673 | 703 | 514 | | | | | | | | | | | |

# FOCUS P55 PIATTELLO

WALL/CEILING

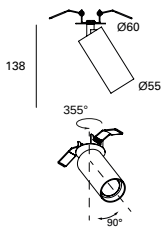


| | W | mA | K | lm/Led | lm product / ∡ F 27° | W 46° | CRI | Dali | A | Dim. mm | H mm | CODE | K | ∡ | | Col. |
|---|---|---|---|---|---|---|---|---|---|---|---|---|---|---|---|---|
| LED 2SDCM 50000h L90 B10 ta 25°C | | | 2700 | 1325 | 1261 | 1265 | | | | | | | | | | |
| | 12 | 350 | 3000 | 1350 | 1285 | 1289 | >90 | x | 3.2 | ø55 | 138 | FS203.9 | 27 30 40 | F W | / | 01 02 |
| | | | 4000 | 1400 | 1333 | 1337 | | | | | | | | | | |
| | | | 2700 | 1620 | 1546 | 1550 | | | | | | | | | | |
| | 18 | 500 | 3000 | 1650 | 1575 | 1579 | >90 | x | 5.1 | ø55 | 138 | | | | | |
| | | | 4000 | 1750 | 1670 | 1675 | | | | | | | | | | |

| | W | Dim. | H | CODE | Col. |
|---|---|---|---|---|---|
| QPAR16 GU10 230V | 1x max 50 | ø55 | 138 | FS205 | / 01 02 |

**Accessori - Accessories**

L055#.A: Lent con anello - lens with ring

**HOW TO CREATE THE CODE:**

COMPULSORY CHOICE

| CODE | K | ∡ | | Col. |
|---|---|---|---|---|
| ### | 27 30 | F W | / | 01 02 |
| BASE CODE | KELVIN | DALI T&D | | COLOUR |

# FOCUS B26 BICCHIERE

WALL/CEILING

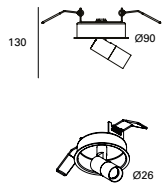


| | W | mA | K | lm/Led | lm product / F 27° | CRI | Dali | A | Dim. mm | H mm | CODE | K | | Col. |
|---|---|---|---|---|---|---|---|---|---|---|---|---|---|---|
| LED | 5,5 | 500 | 2700 | 634 | 566 | >90 | x | 5.1 | ø26 | 130 | FS301.9 | 27 30 40 | F | / 01 02 |
| | | | 3000 | 640 | 571 | | | | | | | | | |
| | | | 4000 | 650 | 580 | | | | | | | | | |

A+ | LED incl. | 500 mA dc | III | A | IP20 | CE

**Accessori - accessories**
FSA01: controtelaio minimal

# FOCUS B36 BICCHIERE

WALL/CEILING



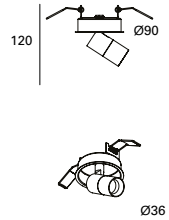


| | W | mA | K | lm/Led | lm product / S 19 | F 25 | Z 18°x38° | CRI | Dali | A | Dim. | H | CODE | K | | | Col. |
|---|---|---|---|---|---|---|---|---|---|---|---|---|---|---|---|---|---|
| LED | 8 | 700 | 2700 | 830 | 657 | 687 | 502 | >90 | x | 7.1 | ø36 | 120 | FS302.9 | 27 30 40 | S F Z | | / 01 02 |
| | | | 3000 | 840 | 665 | 695 | 508 | | | | | | | | | | |
| | | | 4000 | 850 | 673 | 703 | 514 | | | | | | | | | | |

A+ | LED incl. | 500 mA dc | III | A | IP20 | CE

**Accessori - accessories - accessorios**
**FSA01: controtelaio minimal**

# FOCUS B55 BICCHIERE

WALL/CEILING

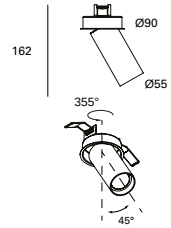


| | W | mA | K | lm/Led | lm product / F 27° | W 46° | CRI | Dali | A | Dim. mm | H mm | CODE | K | | Col. |
|---|---|---|---|---|---|---|---|---|---|---|---|---|---|---|---|
| LED 2SDCM 50000h L90 B10 ta 25°C | 12 | 350 | 2700 | 1325 | 1261 | 1265 | >90 | x | 3.2 | ø55 | 162 | FS303.9 | 27 30 40 | F W | / 01 02 |
| | | | 3000 | 1350 | 1285 | 1289 | | | | | | | | | |
| | | | 4000 | 1400 | 1333 | 1337 | | | | | | | | | |
| | 18 | 500 | 2700 | 1620 | 1546 | 1550 | >90 | x | 5.1 | ø55 | 162 | | | | |
| | | | 3000 | 1650 | 1575 | 1579 | | | | | | | | | |
| | | | 4000 | 1750 | 1670 | 1675 | | | | | | | | | |

A+ | LED incl. | 500 mA dc | III | A | IP20 | CE

| | W | Dim. | H | CODE | Col. |
|---|---|---|---|---|---|
| QPAR16 GU10 230V | 1 x max 50 | ø55 | 162 | FS305 | / 01 02 |

A+D | 230V ac | III | A | IP20 | CE

**Accessori - accessories**
FSA01: controtelaio minimal

L055#.A: Lent con anello - lens with ring

# CONTROTELAIO MINIMAL

CASING

| | CODE |
|---|---|
| | FSA01 |

## FOCUS BR26 BASETTA RETTANGOLARE

WALL/CEILING

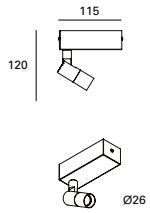


| | W | K | lm/Led | lm product / F 27° | CRI | Dali | Dim. mm | H mm | L mm | CODE | K | | | Col. |
|---|---|---|---|---|---|---|---|---|---|---|---|---|---|---|
| LED | 5,5 | 2700 | 634 | 566 | >90 | x | ø26 | 120 | 115 | **FS401.9** | **27** | **F** | / | **01** |
| | | 3000 | 640 | 571 | | | | | | | **30** | | | **02** |
| | | 4000 | 650 | 580 | | | | | | | **40** | | | |

A+ LED incl. A 230V ac IP20 CE

## FOCUS 2BR26 BASETTA RETTANGOLARE

WALL/CEILING

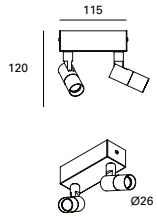


| | W | K | lm/Led | lm product / F 27° | CRI | Dali | Dim. mm | H mm | L mm | CODE | K | | | Col. |
|---|---|---|---|---|---|---|---|---|---|---|---|---|---|---|
| LED | 2x5,5 | 2700 | 1268 | 1131 | >90 | x | ø26 | 120 | 115 | **FS451.9** | **27** | **F** | / | **01** |
| | | 3000 | 1280 | 1142 | | | | | | | **30** | | | **02** |
| | | 4000 | 1300 | 1160 | | | | | | | **40** | | | |

A+ LED incl. A 230V ac IP20 CE

## FOCUS BR36 BASETTA RETTANGOLARE

WALL/CEILING

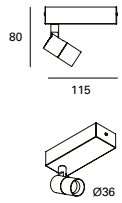


| | W | K | lm/Led | S 19° | F 25° | Z 18°x38° | lm product / CRI | Dali | Dim. mm | H mm | L mm | CODE | K | | | | Col. |
|---|---|---|---|---|---|---|---|---|---|---|---|---|---|---|---|---|---|
| LED | 8 | 2700 | 830 | 657 | 687 | 502 | >90 | x | ø36 | 138 | 151 | **FS402.9** | **27** | **S** | | / | **01** |
| | | 3000 | 840 | 665 | 695 | 508 | | | | | | | **30** | **F** | | | **02** |
| | | 4000 | 850 | 673 | 703 | 514 | | | | | | | **40** | **Z** | | | |

A+ LED incl. A 230V ac IP20 CE

## FOCUS 2BR36 BASETTA RETTANGOLARE

WALL/CEILING

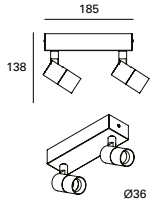


| | W | K | lm/Led | S 19° | F 25° | Z 18°x38° | lm product / CRI | Dali | Dim. mm | H mm | L mm | CODE | K | | | | Col. |
|---|---|---|---|---|---|---|---|---|---|---|---|---|---|---|---|---|---|
| LED | 2x8 | 2700 | 1660 | 1314 | 1373 | 1004 | >90 | x | ø36 | 138 | 185 | **FS452.9** | **27** | **S** | | / | **01** |
| | | 3000 | 1680 | 1330 | 1390 | 1016 | | | | | | | **30** | **F** | | | **02** |
| | | 4000 | 1700 | 1346 | 1407 | 1028 | | | | | | | **40** | **Z** | | | |

A+ LED incl. A 230V ac IP20 CE

# FOCUS BR55 BASETTA RETTANGOLARE

WALL/CEILING

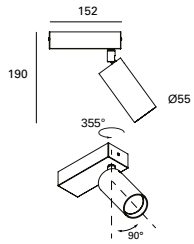


| | W | K | lm/Led | lm product / ∡ F 27° | lm product / ∡ W 46° | CRI | Dali | Dim. mm | H mm | CODE | K | ∡ | | Col. |
|---|---|---|---|---|---|---|---|---|---|---|---|---|---|---|
| LED 2SDCM 50000h L90 B10 ta 25°C | 12 | 2700 | 1325 | 1261 | 1265 | >90 | x | ø55 | 190 | FS403.9 | 27 30 40 | F W | / | 01 02 |
| | | 3000 | 1350 | 1285 | 1289 | | | | | | | | | |
| | | 4000 | 1400 | 1333 | 1337 | | | | | | | | | |
| | 18 | 2700 | 1620 | 1546 | 1550 | >90 | x | ø55 | 190 | FS404.9 | | | | |
| | | 3000 | 1650 | 1575 | 1579 | | | | | | | | | |
| | | 4000 | 1750 | 1670 | 1675 | | | | | | | | | |

A+ LED incl. A 230V ac IP20 CE

**Accessori - Accessories**

L055#.A: Lent con anello - lens with ring

# FOCUS 2BR55 BASETTA RETTANGOLARE

WALL/CEILING

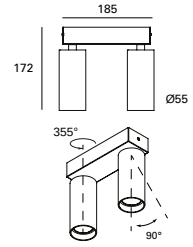


| | W | K | lm/Led | lm product / ∡ F 27° | lm product / ∡ W 46° | CRI | Dali | Dim. mm | H mm | CODE | K | ∡ | | Col. |
|---|---|---|---|---|---|---|---|---|---|---|---|---|---|---|
| LED 2SDCM 50000h L90 B10 ta 25°C | 2x12 | 2700 | 2650 | 2522 | 2530 | >90 | x | ø55 | 172 | FS453.9 | 27 30 40 | F W | / | 01 02 |
| | | 3000 | 2700 | 2570 | 2578 | | | | | | | | | |
| | | 4000 | 2800 | 2665 | 2673 | | | | | | | | | |
| | 2x18 | 2700 | 3300 | 3150 | 3158 | >90 | x | ø55 | 172 | FS454.9 | | | | |
| | | 3000 | 3300 | 3150 | 3158 | | | | | | | | | |
| | | 4000 | 3500 | 3341 | 3350 | | | | | | | | | |

A+ LED incl. A 230V ac IP20 CE

**Accessori - Accessories**

L055#.A: Lent con anello - lens with ring

# LENTI CON ANELLO

LENSES WITH RING

| | Dim. | Kg | CODE | |
|---|---|---|---|---|
| LENTE SATINATA / SATINED LENS | Ø 55 | 0,01 | L055S.A | |

| | Dim. | Kg | CODE | |
|---|---|---|---|---|
| LENTE ELISSOIDALE / ELIPSOID LENS | Ø 55 | 0,01 | L055E.A | |

| | Dim. | Kg | CODE | |
|---|---|---|---|---|
| LENTE ASIMMETRICA / ASYMMETRIC LENS | Ø 55 | 0,01 | L055A.A | |

| | Dim. | Kg | CODE | |
|---|---|---|---|---|
| FILTRO NIDO D'APE/ HONEY COMB LOUVER | Ø 55 | 0,01 | L055R.A | |

∡ FASCIO / BEAM

Col. COLORI / FINISHINGS

**01** - bianco - white

**02** - nero - black

K ° KELVIN

ACCESSORI | ACCESSORIES

L055#.A lenti - lenses

DATI FOTOMETRICI | PHOTOMETRIC DATA

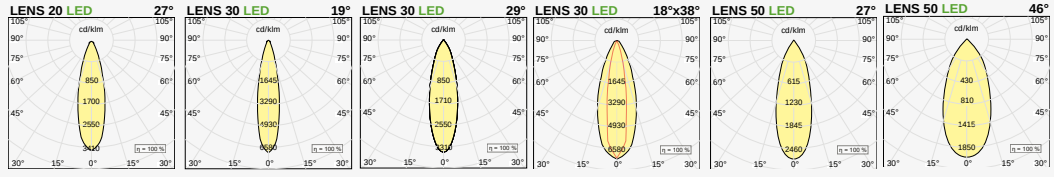



# MINI MAGNETIC TRACK 24/48V

(IT) Il binario Mini Magnetic Track è un binario elettrificato in Classe III -SELV con due circuiti, uno per una alimentazione a bassa tensione 24/48V e l'altra per il DATA BUS (DALI o 1-10V). La tensione di alimentazione può essere a 24V o 48V a seconda dei modelli di faretto da inserire e la corrente di alimentazione non deve essere superiore ai 15 A. Nella parte superiore di tutti i binari è montata una lamina metallica per il fissaggio magnetico dei proiettori. Durante il montaggio, è necessario rispettare la polarità solo per gli apparecchi di illuminazione che lo necessitano. Nella versione a soffitto sono disponibili sia la versione bianca che nera, nelle versioni incassata e incassata arretrata solo la versione nera. La versione incassata trimless è da completare con staffe per cartongesso che permettono l'installazione su spessori da 12,5mm, 15mm e 18mm. La versione incassata trimless arretrata è installabile su cartongesso di spessore 12,5 mm. I moduli microfile binario possono essere inseriti unicamente su binari alimentati a 24V. I faretti, a seconda del modello, possono essere inseriti in binari alimentati a 24V e/o 48V. I faretti dimmerabili DALI sono equipaggiati con converter non polarizzati che permettono l'innesto in qualsiasi verso, e tecnologia Hot Plug per l'inserimento in sicurezza con binario in tensione.

(EN) The Mini Magnetic Track is an electrified track in Class III - SELV with two circuits, one circuit for the power supply and one for the DATA BUS (DALI or 1-10V). The supply voltage can be 24V or 48V, depending on the models of inserted projectors, and the supply current must not exceed 15 Amperes. At the top of all the tracks is a metal sheet for the magnetic fixing of the projectors. During assembly, it is necessary to respect the polarization only for the luminaires that need it. The white and black version is available in the ceiling version, in the trimless and trimless recessed versions only the black version is available. The trimless recessed versions must be completed with plasterboard brackets that allow installation on 12.5mm, 15mm and 18mm thicknesses. The recessed trimless recessed versions can be installed on 12.5mm thick plasterboard. Microfile modules track can only be inserted on tracks powered at 24V. The spotlights, depending on the model, can be inserted in tracks powered at 24V and / or 48V. The DALI dimmable spotlights are equipped with non-polarized converters that allow the connection in any direction, and Hot Plug technology for safe insertion in "ON" status.

(DE) Die MiniMagneticTrack-Schiene ist eine Klasse III-SELV-elektrifizierte Schiene mit zwei Kreisen, einer für eine 24 / 48V Niederspannungsstromversorgung und der andere für DATA BUS (DALI oder 1-10V).
Die Versorgungsspannung kann 24V oder 48V betragen, abhängig von den Modellen des einzusetzenden Lichtstrahlers und der Stromversorgung darf 15 A nicht überschreiten. An der Oberseite aller Schienen befindet sich ein Blech zur magnetischen Fixierung der Projektoren. Bei der Montage muss die Polarität nur für die Leuchten beachtet werden, die dies erfordern. In der Deckenversion sind sowohl die weiße als auch die schwarze Variante erhältlich, in den Einbau- und Einbautief Versionen ist nur die schwarze Version erhältlich.
Die Trimless-Einbauversion wird mit Gipskartonhalterungen ergänzt, die eine Montage auf 12,5 mm, 15 mm und 18 mm ermöglichen. Die vertiefte Trimless-Einbauversion kann auf 12,5 mm starke Gipskartonplatten montiert werden. Die Modulen Mikrofile können nur in 24V-Schienen eingesetzt werden. Die Strahler können je nach Modell in Schienen mit 24V und / oder 48V eingesetzt werden. Die dimmbaren DALI-Strahler sind mit unpolarisiertem Wechselricher ausgestattet, der die Installation in jeder Richtung, und Hot-Plug-Technologie zum sicheren Installation auf Schienen unter Spannung ermöglichen.

(ES) El Mini Magnetic Track es un carril electrificado  Clase III -SELV con dos circuitos, uno para la alimentación de baja tensión de 24/48 V y el otro para BUS DE DATOS (DALI o 1-10V). La alimentación puede ser de 24 V o 48 V, dependiendo de los modelos de proyectores utilizados, y no se debe superar los 15 A. En la parte superior de todos los carriles hay una chapa metálica para la fijación magnética de los proyectores. Durante el montaje, la polaridad debe observarse solo para luminarias que lo requieren. En la versión de techo, están disponibles las versiones blanca y negra, mientras en las otras solamente la version en acabado negro. La versión empotrada sin marco se completará con soportes de cartón yeso que permiten la instalación en espesores de 12.5 mm, 15 mm y 18 mm. La versión empotrada con iluminacion recesa se puede instalar solamente en placas de yeso de 12,5 mm de espesor. Los módulos de microfile carril solo se pueden instalar en carriles de 24V. Los focos, según el modelo, se pueden alimentar a 24 V o 48 V. Los focos regulables DALI están equipados con convertidores no polarizados que permiten la instalacion sin tener en cuenta la polaridad, y tecnología para conexionarlos con los carriles en tension.

(FR) Le rail MiniMagneticTrack est un rail électrifié en classe III-SELV avec deux circuits, l'un pour alimentation à baisse tension 24/48V et l'autre pour DATA BUS (DALI o 1-10V). La tension d'alimentation peut être à 24 ou 48V selon le modèle de l'appareil à insérer et le courant d'alimentation ne doit pas dépasser 15A. La partie supérieure du rail loge une bande métallique pour la fixation magnétique des projecteurs. Pendant le montage, il est nécessaire de respecter la polarité seulement pour les appareils d'éclairage qui le nécessitent (voir dans les sections spécifiques du catalogue). La version à plafond est disponible en blanc ou en noir. La version encastrée et encastrée écartée est disponible seulement en noir. La version encastrée sans collerette est à compléter avec des étriers, qui permettent l'installation en placoplâtre d'épaisseur de 12,5mm, 15mm ou 18mm. La version encastrée sans collerette écartée peut être installée en placoplâtre d'épaisseur 12,5mm. Le module « Microfile pour rail » est disponible uniquement en version adaptable sur rails 24V. Les appareils d'éclairage peuvent être insérés dans des rails alimentés à 24V ou à 48V, selon le modèle. Les appareils d'éclairage DALI sont équipés avec un convertisseur non-polarisé qui permet le branchement dans n'importe quel sens, et avec technologie Hot Plug pour l'insertion sécurisée avec rail en tension.

# MINI MAGNETIC TRACK 48V SOFFITTO

48V TRACK MODULE

| L.mm | CODE | | Col. |
|---|---|---|---|
| 1000 | LT9101 | / | 01 |
| 2000 | LT9102 | | 02 |
| 3000 | LT9103 | | |

Da completare con gli accessori | To complete with accessories

# MINI MAGNETIC TRACK 48V INCASSO RASATO

48V RECESSED TRACK MODULE

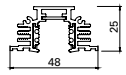


| L.mm | CODE | | Col. |
|---|---|---|---|
| 1000 | LT9201 | / | 02 |
| 2000 | LT9202 | | |
| 3000 | LT9203 | | |

Da completare con gli accessori | To complete with accessories

# MINI MAGNETIC TRACK 48V INCASSO RASATO ARRETRATO

48V BACK RECESSED TRACK MODULE - PARTE TRASERA EMPOTRADA MODULO CARRIL

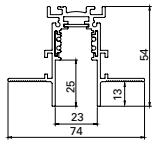


| L.mm | CODE | | Col. |
|---|---|---|---|
| 1000 | LT9301 | / | 02 |
| 2000 | LT9302 | | |
| 3000 | LT9303 | | |

Da completare con gli accessori | To complete with accessories

# MINI MAGNETIC TRACK 48V BIEMISSIONE

48V BIEMISSION TRACK MODULE

| L.mm | CODE | | Col. |
|---|---|---|---|
| 1000 | LT9401 | / | 01 |
| 2000 | LT9402 | | 02 |
| 3000 | LT9403 | | |

Da completare con gli accessori | To complete with accessories

# MINI MAGNETIC TRACK 48V BIEMISSIONE ARRETRATA

48V BACK BIEMISSION TRACK MODULE

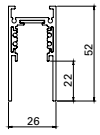


| L.mm | CODE | | Col. |
|---|---|---|---|
| 1000 | LT9501 | / | 01 |
| 2000 | LT9502 | | 02 |
| 3000 | LT9503 | | |

Da completare con gli accessori | To complete with accessories

## TAPPO DI CHIUSURA PER PROFILO LT91## SOFFITTO/SOSPENSIONE

BLIND END FOR CODE LT91## WALL/CEILING MOUNTING

| CODE | | Col. |
|---|---|---|
| LT9110 | / | 01 02 |

## TAPPO DI CHIUSURA PER PROFILO LT92## INCASSO RASATO

RECESSED TRACKS BLIND END FOR CODE LT92## TRIMLESS RECESSED MOUNTING

| CODE | | Col. |
|---|---|---|
| LT9210 | / | 02 |

## TAPPO DI CHIUSURA PER PROFILO LT93## E LT95##

BACK RECESSED TRACK BLIND END

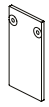

| CODE | | Col. |
|---|---|---|
| LT9310 | / | 01 02 |

## TAPPO DI CHIUSURA PER PROFILO LT94## BIEMISSIONE

BIEMISSION TRACK BLIND END

| CODE | | Col. |
|---|---|---|
| LT9410 | / | 01 02 |

## GIUNTO LINEARE NON POLARIZZATO

NOT POLARIZED CONNECTOR FOR TRACK SYSTEM

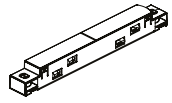

| CODE | | Col. |
|---|---|---|
| LT9123 | / | 01 02 |

## GIUNTO ANGOLARE NON POLARIZZATO

NOT POLARIZED ANGLE CONNECTOR FOR TRACK SYSTEM

| CODE | | Col. |
|---|---|---|
| LT9126 | / | 01 02 |

## TESTATA NON POLARIZZATA
NON-POLARIZED HEAD

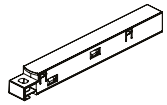

| CODE | Col. |
|---|---|
| LT9120 | / 01 02 |

## STAFFA DI FISSAGGIO BINARIO INCASSO
FLUSH MOUNTING BRACKET FOR RECESSED TRACK

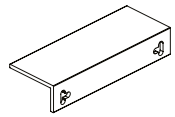

| CODE |
|---|
| LT9211 |

## STAFFA DI FISSAGGIO BIEMISSIONE
FLUSH MOUNTING BRACKET FOR BIEMISSION TRACK

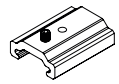

| CODE |
|---|
| LT9411 |

## GIUNTO 90
RECESSED AND RECESSED FLUSH MOUNTING BRACKET

| CODE | Col. |
|---|---|
| LT9346 | / 02 |

## GIUNTO MECCANICO DI UNIONE BINARIO INCASSO E INCASSO ARRETRATO
REINFORCEMENT BRACKET FOR DIRECT RECESSED AND RECESSED FLUSH MOUNTING

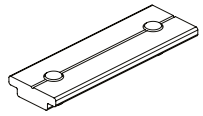

| CODE | Col. |
|---|---|
| LT9212 | / 02 |

## STAFFA PER SOSPENSIONE
SUSPENSION BRACKET

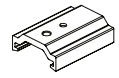

| CODE | Col. |
|---|---|
| LT9111 | / 01 02 |

## UTENSILE PER PIEGATURA

BENDING TOOL- UTENSILO PARA PIEGADO CONDUCTORES

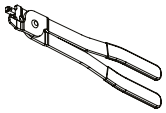

| CODE |
|---|
| LT9043.1 |

## SOSPENSIONE CON CAVO DI ACCIAIO

STEEL SUSPENSION CABLE- JUNTA DE SUSPENSION CON ALIMENTADOR

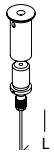


| CODE |
|---|
| LT9036.1 |

## DRIVER DA ABBINARE

POWER SUPPLY

| | CODE | ON/ OFF | TAGLIO DI FASE TRAILING EDGE - LEADING EDGE | DALI | PUSH & DIMM | 1-10 V | I | V IN | V OUT RANGE | W | LXPXH (MM) | Ø (MM) | IP |
|---|---|---|---|---|---|---|---|---|---|---|---|---|---|
| V.3 | AE100.48V | ● | | | | | 0 | 90-264V | 48V | 100 | 200,5x69,5x39 | 80 | 20 |
| | AE50.48V | ● | | | | | 0 | 220-240V | 48 | 50 | 225x60x36 | 70 | 20 |

## MICROFILE MAGNETIC TRACK INCASSO

MODULE FOR RECESSED MINITRACK

linear LED 18W/ mt 168 LED/mt 2200lm/mt 24V

| W | K | lm/Led | lm product | CRI | A | L.mm | CODE | | Col. |
|---|---|---|---|---|---|---|---|---|---|
| 16,2 | 3000 | 1980 | 1143 | >80 | V.1 | 925 | MF10.1 | / | 01 02 |
| 21,6 | 3000 | 2640 | 1524 | >80 | V.1 | 1220 | MF10.2 | | |
| 27 | 3000 | 3300 | 1905 | >80 | V.1 | 1515 | MF10.3 | | |

A+

## MICROFILE MAGNETIC TRACK INCASSO ARRETRATO

MODULE FOR TRIMLESS RECESSED MAGNETIC TRACK

linear LED 18W/ mt 168 LED/mt 2200lm/mt 24V

| W | K | lm/Led | lm product | CRI | A | L.mm | CODE | | Col. |
|---|---|---|---|---|---|---|---|---|---|
| 16,2 | 3000 | 1980 | 1143 | >80 | V.1 | 925 | MF20.1 | / | 01 02 |
| 21,6 | 3000 | 2640 | 1524 | >80 | V.1 | 1220 | MF20.2 | | |
| 27 | 3000 | 3300 | 1905 | >80 | V.1 | 1515 | MF20.3 | | |

A+

**HOW TO CREATE THE CODE:**

COMPULSORY CHOICE

| CODE | | Col. |
|---|---|---|
| ### | / | 01 |
| BASE CODE | | COLOUR |

# LEVA QUADRA ATTACCO Q4 MAGNETIC TRACK 48V

4 TRACK MAGNETIC PROJECTOR

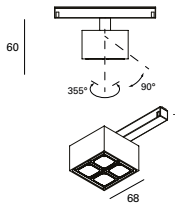


| | W | K | Im/Led | Im product / S 20° CRI | F 32° | W 50° | | A | Dim. | H | Kg | CODE | K | | | Col. |
|---|---|---|---|---|---|---|---|---|---|---|---|---|---|---|---|---|
| LED 48V | | 2700 | 860 | 793 | 738 | 656 | | | | | | | | | | |
| | 4x2 | 3000 | 868 | 800 | 745 | 662 | >90 | V.3 | 68x68 | 60+A | 0,60 | LV321.9 | 27<br>30<br>40 | S<br>F<br>W | / | 01<br>02<br>41<br>42 |
| | | 4000 | 888 | 818 | 762 | 678 | | | | | | | | | | |

A+ 48V dc LED incl. IP20 UGR<19 CE A = ADAPTER

# LEVA QUADRA ATTACCO Q9 MAGNETIC TRACK 48V

9 TRACK MAGNETIC PROJECTOR

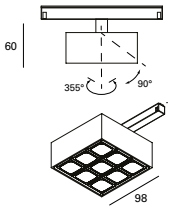


| | W | K | Im/Led | Im product / S 20° CRI | F 32° | W 50° | | A | Dim. | H | Kg | CODE | K | | | Col. |
|---|---|---|---|---|---|---|---|---|---|---|---|---|---|---|---|---|
| LED 48V | | 2700 | 1935 | 1783 | 1660 | 1477 | | | | | | | | | | |
| | 9x2 | 3000 | 1953 | 1800 | 1676 | 1490 | >90 | V.3 | 98x98 | 60+A | 0,90 | LV325.9 | 27<br>30<br>40 | S<br>F<br>W | / | 01<br>02<br>41<br>42 |
| | | 4000 | 1998 | 1842 | 1714 | 1525 | | | | | | | | | | |

A+ 48V dc LED incl. IP20 UGR<19 CE A = ADAPTER

**HOW TO CREATE THE CODE:**

COMPULSORY CHOICE

| CODE | K | | Col. |
|---|---|---|---|
| ### | 30<br>40 | S<br>F | / 01<br>02 |
| BASE CODE | KELVIN | FASCIO/BEAM | COLOUR |

FASCIO / BEAM




K ° KELVIN




Col. COLORI / FINISHINGS

- **01** - telaio bianco - ottica nera - white box - black optic
- **41** - telaio bianco - ottica bianca - withe box - white optic
- **02** - telaio nero - ottica nera - black box - black optic
- **42** - telaio nero - ottica dorata - black box - golden optic

DATI FOTOMETRICI | PHOTOMETRIC DATA

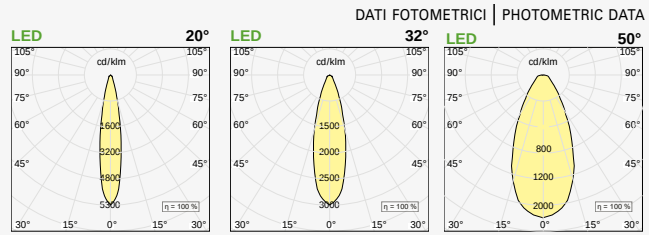

# QUADRA BINARIO SNODABILE 32



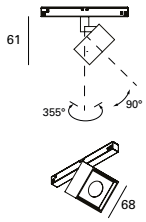


| | W | K | Im/Led | Im product / ∠ W 38° | CRI | A | Dim. | H | Kg | CODE | K | ∠ | | Col. |
|---|---|---|---|---|---|---|---|---|---|---|---|---|---|---|
| LED 48V | 6,7 | 2700 | 490 | 459 | >90 | V.3 | 68x68 | 61+A | 0,3 | QS20.9 | 27 30 40 | W | / | 01 02 |
| | | 3000 | 490 | 459 | | | | | | | | | | |
| | | 4000 | 490 | 459 | | | | | | | | | | |

A+ 48V dc LED incl. III A IP20 CE

# QUADRA BINARIO SNODABILE 65

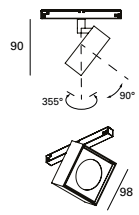


| | W | K | Im/Led | Im product / ∠ F 20° | W 36° | CRI | A | Dim. | H | Kg | CODE | K | ∠ | | Col. |
|---|---|---|---|---|---|---|---|---|---|---|---|---|---|---|---|
| LED 48V | 12 | 2700 | 1350 | 1411 | 1129 | >90 | V.3 | 98x98 | 61+A | 0,45 | QS21.9 | 27 30 40 | F W | / | 01 02 |
| | | 3000 | 1350 | 1411 | 1129 | | | | | | | | | | |
| | | 4000 | 1350 | 1411 | 1129 | | | | | | | | | | |

A+ 48V dc LED incl. III A IP20 CE

Col. COLORI / FINISHINGS

- **01** - bianco - white
- **02** - nero - black
- **04** -dorata - golden

# FOCUS T26 MAGNETIC TRACK 24/48V

MAGNETIC TRACK PROJECTOR

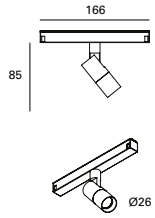


| | W | K | lm/Led | lm product / F 27° | CRI | A | Dim. | H | L mm | CODE | K | ∠ | D | | Col. |
|---|---|---|---|---|---|---|---|---|---|---|---|---|---|---|---|
| LED 24/48V | 5,5 | 2700 | 634 | 566 | >90 | V.2 V.3 | ø26 | 85 | 166 | FS501.9 | 27 30 40 | F | D | / | 01 02 |
| | | 3000 | 640 | 571 | | | | | | | | | | | |
| | | 4000 | 640 | 571 | | | | | | | | | | | |

A+ 24V dc 48V dc LED incl. IP20 CE

# FOCUS T36 MAGNETIC TRACK 24/48V

MAGNETIC TRACK PROJECTOR

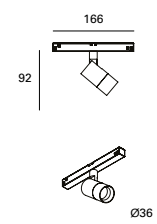


| | W | K | lm/Led | lm product / ∠ S 19° | F 25° | Z 18°x 38° | CRI | A | Dim. | H | L mm | CODE | K | ∠ | D | | Col. |
|---|---|---|---|---|---|---|---|---|---|---|---|---|---|---|---|---|---|
| LED 24/48V | 8 | 2700 | 830 | 625 | 687 | 502 | >90 | V.2 V.3 | ø36 | 92 | 166 | FS502.9 | 27 30 40 | S F W | D | / | 01 02 |
| | | 3000 | 840 | 633 | 695 | 508 | | | | | | | | | | | |
| | | 4000 | 850 | 633 | 703 | 508 | | | | | | | | | | | |

A+ 24V dc 48V dc LED incl. IP20 CE

# FOCUS T55 MAGNETIC TRACK 48V

MAGNETIC TRACK PROJECTOR

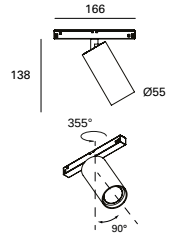


| | W | K | lm/Led | lm product / ∠ F 27° | W 46° | CRI | A | Dim. | H | L mm | CODE | K | ∠ | D | | Col. |
|---|---|---|---|---|---|---|---|---|---|---|---|---|---|---|---|---|
| LED 48V | 18 | 2700 | 1650 | 1575 | 1579 | >90 | V.3 | ø55 | 138 | 166 | FS503.9 | 27 30 40 | F W | D | / | 01 02 |
| | | 3000 | 1650 | 1575 | 1579 | | | | | | | | | | | |
| | | 4000 | 1650 | 1575 | 1579 | | | | | | | | | | | |

A+ 48V dc LED incl. IP20 CE

**Accessori - Accessories**

L055#.A: enti con anello - lense with ring

**HOW TO CREATE THE CODE:**

COMPULSORY CHOICE

OPTIONAL CHOICE

| CODE | K | ∠ | Dali | | Col. |
|---|---|---|---|---|---|
| ### | 30 40 | F W | D | / | 01 02 |
| BASE CODE | KELVIN | BEAM | DALI T&D | | COLOUR |

∠ FASCIO / BEAM

K ° KELVIN

Col. COLORI / FINISHINGS

**01** - bianco - white

**02** - nero - black

ACCESSORI | ACCESSORIES

L055#.A: lenti - lens p. 553

# FOCUS 2T26 MAGNETIC TRACK 48V

MAGNETIC TRACK PROJECTOR

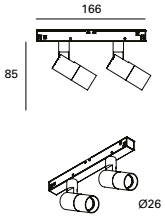


| | W | K | lm product lm/Led | F 28 | CRI | A | Dim. mm | H mm | L mm | CODE | K | ∠ | D | | Col. |
|---|---|---|---|---|---|---|---|---|---|---|---|---|---|---|---|
| LED 24V | 2x5,5 | 2700 | 1268 | 1131 | >90 | V.3 | ø26 | 85 | 166 | FS551.9 | 27 30 40 | F | D | / | 01 02 |
| | | 3000 | 1280 | 1142 | | | | | | | | | | | |
| | | 4000 | 1300 | 1160 | | | | | | | | | | | |

# FOCUS 2T36 MAGNETIC TRACK 48V

MAGNETIC TRACK PROJECTOR

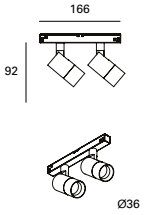


| | W | K | lm product / lm/Led | S 19 | F 25 | Z 18°x38° | CRI | A | Dim. | H | L mm | CODE | K | ∠ | D | | Col. |
|---|---|---|---|---|---|---|---|---|---|---|---|---|---|---|---|---|---|
| LED 24V | 2x8 | 2700 | 1660 | 1314 | 1373 | 1004 | >90 | V.3 | ø36 | 92 | 166 | FS552.9 | 27 30 40 | S F Z | D | / | 01 02 |
| | | 3000 | 1680 | 1330 | 1390 | 1016 | | | | | | | | | | | |
| | | 4000 | 1700 | 1346 | 1407 | 1028 | | | | | | | | | | | |



Accessori- Accessories

# LENTI CON ANELLO

LENSES WITH RING

| | Dim. | Kg | CODE | | |
|---|---|---|---|---|---|
| LENTE SATINATA / SATINED LENS | Ø 55 | 0,01 | L055S.A | | |

| | Dim. | Kg | CODE | | |
|---|---|---|---|---|---|
| LENTE ELISSOIDALE / ELIPSOID LENS | Ø 55 | 0,01 | L055E.A | | |

| | Dim. | Kg | CODE | | |
|---|---|---|---|---|---|
| LENTE ASIMMETRICA / ASYMMETRIC LENS | Ø 55 | 0,01 | L055A.A | | |

| | Dim. | Kg | CODE | | |
|---|---|---|---|---|---|
| FILTRO NIDO D'APE/ HONEY COMB LOUVER | Ø 55 | 0,01 | L055R.A | | |

(IT) Proiettore professionale da binario Eurostandard 230V o da parete e soffitto completo di sorgente LED nelle seguenti versioni 2700K- 3000K- 4000K con ottiche da 15°- 24°- 38° intercambiabili Twist & Lock, anche in versione dimmerabile dali e dimmerabile taglio di fase. Versioni da binario complete di adattatore Eurostandard. Adattatore compatibile con binari One Track (A.A.G. Stucchi ) o Global Track pulse (Nordic Aluminium). Corpo e gruppo ottico di sezione cilindrica in estruso di alluminio verniciato. Snodi meccanici in acciaio. Orientabilità del gruppo ottico dalla posizione di riposo verticale di 355° sull'asse verticale e da 0° a 90° su quello orizzontale mediante braccio a slitta. Mantenimento della posizione grazie al blocco di puntamento.

(EN) Professional projectors for 230V Eurostandard track or ceiling-wall installation. Complete with professional LED source 2700K, 3000K e 4000K; optic 15°, 24° e 38° interchangeable Twist & Lock, also available in dali or trailing/leading edge dimmable version. Track versions supplied with euro adaptor. Compatible with track One Track (A.A.G. Stucchi ) or Global Track pulse (Nordic Aluminium). Cylindrical body and optical group in painted extruded aluminium. Mechanical joints steel-made. Optical group 355° vertically and +/- 90° horizontally adjustable through sliding-rod mechanism. Maintaining the position by blocking pointing.

(DE) Professional Strahler für 230V-Stromschienen nach Euro-Standard oder für Decken-/ Wandmontage. Komplett mit Professional LED-Lampe 2700K- 3000K- 4000K Varianten, mit Optik 15°- 24°- 38° austauschbar Twist & Lock, auch in DALI-dimmer und Phasenanschnittdimmer. Stromschienen-Ausführungen werden komplett mit Euro-Adapter geliefert. Der Adapter ist kompatibel mit One Track Stromschiene (A.A.G. Stucchi) oder Global Track pulse (Nordic Aluminium). Korpus und Optik mit zylinderförmigem Abschnitt aus lackiertem, stranggepresstem Aluminium. Mechanische Gelenke aus Stahl. Die optische Einheit ist orientierbar 355° um die vertikale Achse und 0° bis 90° um die horizontale Achse durch einen Gleitarm. Die Position wird dank des Richtgeräts gehalten.

(ES) Proyectores para raíl Eurostandard 230V, o pared y techo con LED profesionales 2700K, 3000K y 4000K con óptica de 15°, 24°, 38° intercambiable Twist & Lock y verisones dimmable. Versiones a raíl con adaptador Eurostandard. Se puede usar en el binario One Track (A.A.G. Stucchi ) or Global Track pulse (Nordic Aluminium). Cuerpo y grupo óptico de sección cilíndrica en estruso de aluminio pintado. Codos macánicos en acero. Orientablidad del grupo óptico desde la posición de descanso vertical de 355° sobre el eje vertical y de 0° a 90° sobre el hortizontal mediante brazo deslizante. Mantenimiento de la posición mediante tornillo.

(FR) Projecteurs professionnels pour un rail Eurostandard 230 V ou pour une installation au Plafond/ Mur. Complets avec une source LED disponible en 2700K- 3000K- 4000K avec optiques de 15°- 24°- 38° interchangeables Twist & Lock, même en version dimmable dali et dimmable à coupe de phase. Versions pour rails complètes avec un adaptateur Eurostandard. Adaptateur compatible avec les rails One Track (A.A.G. Stucchi ) ou Global Track pulse (Nordic Aluminium). Corps et groupe optique à section cylindrique en aluminium extrudé peint. Joints mécaniques en acier. Orientabilité de l'optique à partir de la position de repos verticale de 355° sur l'axe vertical et de 0° à 90° sur l'axe horizontal au moyen du bras à coulisse. Maintien de la position grâce au bloc de pointage.

PANINO GIUSTO MILANO - ITALY
PROJECT ARCH.G.ZARDINI
PHOTO R.MONTILLO

TABAKALERA - CENTRO INTERNACIONAL DE CULTURA CONTEMPORÀNEA - SPAIN
LIGHTING PROJECT TAO ILLUMINACION

ALDAMIO
The Day After
Zuk Zeuk Egin

RISTORANTE "GANZO" FIRENZE - ITALY
PROJECT ARC.MASSIMO MATERASSI

Capannelle
Capannelle

# SEMPLICE B55 BINARIO

TRACK PROJECTOR

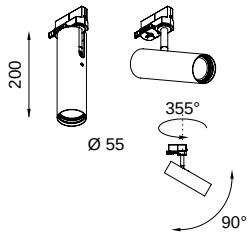


| | W | K | lm/Led | lm product / ∠ F 27° | W 46° | CRI | Dim. mm | H mm | Kg | CODE | K | ∠ | D | | Col. |
|---|---|---|---|---|---|---|---|---|---|---|---|---|---|---|---|
| LED 2SDCM 50000h L90 B10 ta 25°C | 12 | 2700 | 1325 | 1261 | 1265 | | | | | | | | | | |
| | | 3000 | 1350 | 1285 | 1289 | >90 | ø55 | 200 | 1,0 | SE403.9 | 27 30 40 | F W | D | / | 01 02 49 |
| | | 4000 | 1400 | 1333 | 1337 | | | | | | | | | | |
| | 18 | 2700 | 1620 | 1546 | 1550 | | | | | | | | | | |
| | | 3000 | 1650 | 1575 | 1579 | >90 | ø55 | 200 | 1,0 | SE404.9 | | | | | |
| | | 4000 | 1750 | 1670 | 1675 | | | | | | | | | | |

A+ LED incl. A IP20 CE

| | W | K | lm/Led | lm product / ∠ W 38° | CRI | Dali | Dim. mm | H mm | Kg | CODE | | Col. |
|---|---|---|---|---|---|---|---|---|---|---|---|---|
| LED Warm Dimming 1800-3000K | 12 | 3000 | 1045 | 936 | >90 | x | ø55 | 200 | 1,0 | SE403.WDW | / | 01 02 49 |

A+ LED incl. A IP20 CE Dimmerabile da 3000K a 1800K ! Dimmable 3000K-1800K

**Accessori - accessories**

L055#.A: Lent con anello - Lens with ring

# SEMPLICE B90 BINARIO

TRACK PROJECTOR

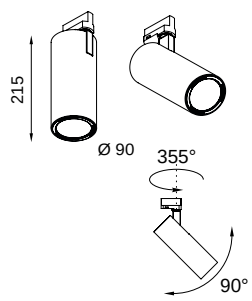


| | W | K | lm/Led | lm product / ∠ S 15° | F 24° | W 38° | CRI | Dim. mm | H mm | Kg | CODE | K | ∠ | Dali DimTF | | Col. |
|---|---|---|---|---|---|---|---|---|---|---|---|---|---|---|---|---|
| LED 3SDCM 50000h L90 B10 ta 25° | 17 | 2700 | 1790 | 1438 | 1530 | 1609 | | | | | | | | | | |
| | | 3000 | 1925 | 1546 | 1645 | 1730 | >90 | ø90 | 215 | 1,6 | SE401.9 | 27 30 40 | S F W | D DF | / | 01 02 49 |
| | | 4000 | 2115 | 1699 | 1807 | 1901 | | | | | | | | | | |
| | 24,3 | 2700 | 2370 | 1904 | 2011 | 2095 | | | | | | | | | | |
| | | 3000 | 2545 | 2045 | 2160 | 2250 | >90 | ø90 | 215 | 1,6 | SE402.9 | | | | | |
| | | 4000 | 2800 | 2250 | 2376 | 2475 | | | | | | | | | | |

A+ LED incl. A IP20 CE

**Accessori - accessories**

L085#.A: Lent con anello - Lens with ring

# SEMPLICE B120 BINARIO

TRACK PROJECTOR

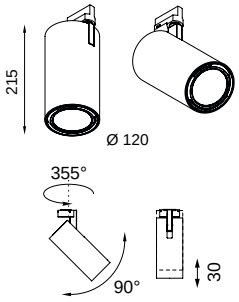


| | W | K | lm/Led | lm product / ∠ S 15° | F 24° | W 38° | CRI | Dim. mm | H mm | Kg | CODE | K | ∠ | Dali DimTF | | Col. |
|---|---|---|---|---|---|---|---|---|---|---|---|---|---|---|---|---|
| LED 3SDCM 50000h L90 B10 ta 25° | 17 | 2700 | 1790 | 1438 | 1530 | 1609 | | | | | | | | | | |
| | | 3000 | 1925 | 1546 | 1645 | 1730 | >90 | ø120 | 215 | 1,8 | SE421.9 | | | | | |
| | | 4000 | 2115 | 1699 | 1807 | 1901 | | | | | | | | | | |
| | 24,3 | 2700 | 2370 | 1904 | 2011 | 2095 | | | | | | | | | | |
| | | 3000 | 2545 | 2045 | 2160 | 2250 | >90 | ø120 | 215 | 1,8 | SE422.9 | 27 30 40 | S F W | D DF | / | 01 02 49 |
| | | 4000 | 2800 | 2250 | 2376 | 2475 | | | | | | | | | | |
| | 37,5 | 2700 | 4180 | 3482 | 3487 | 3506 | | | | | | | | | | |
| | | 3000 | 4346 | 3620 | 3626 | 3645 | >90 | ø120 | 215 | 1,8 | SE423.9 | | | | | |
| | | 4000 | 4412 | 3675 | 3681 | 3700 | | | | | | | | | | |

A+ LED incl. A IP20 CE

**Accessori - accessories**

L115#.A: Lent con anello - Lens with ring

D-Dali : Versione dimmerabile Dali. Adattatore compatibile con binari One Track (A.A.G. Stucchi ) o Global Track pulse (Nordic Aluminium)/ Dimmable Dali version. For connection to the One Track (A.A.G. Stucchi ) or Global Track pulse (Nordic Aluminium)/ Versione dimmable Dali. Se puede usar en el binario One Track (A.A.G. Stucchi ) or Global Track pulse (Nordic Aluminium)
DF-DimTF: Versione dimmerabile taglio di fase / Trailing/leading edge dimmable version

BOUTIQUE SARTORIO - MILANO
PROJECT ARCH.M.ESPOSITO
PHOTO R.MONTILLO

K ° KELVIN

FASCIO / BEAM




Col. COLORI / FINISHINGS

**01** - bianco - white
**02** - nero - black
**49** - moka

VERSIONI OPZIONALI

**D** DIMMERABILE DALI
DIMMABLE DALI

**DF** DIMMERABILE TAGLIO DI FASE TRAILING/LEADING EDGE DIMMABLE

ACCESSORI | ACCESSORIES

L055#.A L085#.A L115#.A
lenti - lenses
p. 567

DATI FOTOMETRICI | PHOTOMETRIC DATA

**D.55 11W LED 29°**

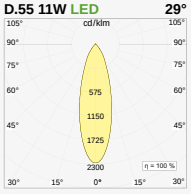


**D.55 11W LED 42°**

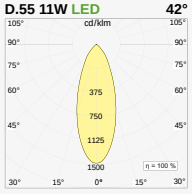


**D.90-120 LED 15°**

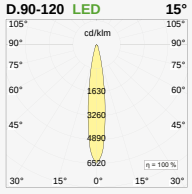


**D.90-120 LED 24°**

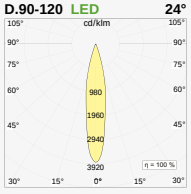


**D.90-120 LED 38°**

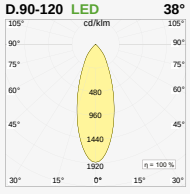


**D.90-120 38°+ELIPS. LED**

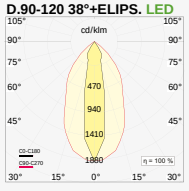


**D.90-120 38°+ASIMM. LED**

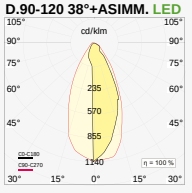

## Posizioni di lavoro

Il braccio a slitta permette di assumere diverse posizioni di lavoro e di mantenerle grazie al blocco del puntamento.

## Working positions

The slide rod allows to take different working positions and keep them  through the aiming lock mechanism.



CEILING POSITION

SUSPENDED POSITION

AIMING POSITION

# SEMPLICE P55 PARETE-SOFFITTO

WALL & CEILING PROJECTOR

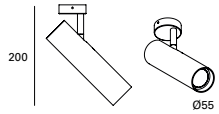


| | W | K | lm/Led | lm product / ∡ F 27° | W 46° | CRI | Dim. mm | H mm | Kg | CODE | K | ∡ | | Col. |
|---|---|---|---|---|---|---|---|---|---|---|---|---|---|---|
| LED 2SDCM 50000h L90 B10 ta 25°C | 12 | 2700 | 1325 | 1261 | 1265 | | | | | | | | | |
| | | 3000 | 1350 | 1285 | 1289 | >90 | ø55 | 200 | 1,0 | SE503.9 | 27 30 40 | F W | / | 01 02 49 |
| | | 4000 | 1400 | 1333 | 1337 | | | | | | | | | |
| | 18 | 2700 | 1620 | 1546 | 1550 | | | | | | | | | |
| | | 3000 | 1650 | 1575 | 1579 | >90 | ø55 | 200 | 1,0 | SE504.9 | | | | |
| | | 4000 | 1750 | 1670 | 1675 | | | | | | | | | |

A+ LED Ⓐ IP20 CE

| | W | K | lm/Led | lm product / ∡ W 38° | CRI | Dali | Dim. mm | H mm | Kg | CODE | | Col. |
|---|---|---|---|---|---|---|---|---|---|---|---|---|
| LED Warm Dimming 1800-3000K | 12 | 3000 | 1045 | 936 | >90 | x | ø55 | 200 | 1,0 | SE503.WDW | / | 01 02 49 |

A+ LED Ⓐ IP20 CE Dimmerabile da 3000K a 1800K | Dimmable 3000K-1800K

**Accessori - Accessories**

L055#.A: Lent con anello - lens with ring

# SEMPLICE P90 PARETE-SOFFITTO

WALL & CEILING PROJECTOR

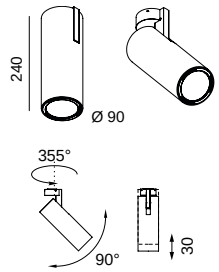


| | W | K | lm/Led | lm product / ∡ S 15° | F 24° | W 38° | CRI | Dim. mm | H mm | Kg | CODE | K | ∡ | Dali DimTF | | Col. |
|---|---|---|---|---|---|---|---|---|---|---|---|---|---|---|---|---|
| LED 3SDCM 50000h L90 B10 ta 25° | 17 | 2700 | 1790 | 1438 | 1530 | 1609 | | | | | | | | | | |
| | | 3000 | 1925 | 1546 | 1645 | 1730 | >90 | ø90 | 240-270 | 1,4 | SE501.9 | 27 30 40 | S F W | D DF | / | 01 02 49 |
| | | 4000 | 2115 | 1699 | 1807 | 1901 | | | | | | | | | | |
| | 24,3 | 2700 | 2370 | 1904 | 2011 | 2095 | | | | | | | | | | |
| | | 3000 | 2545 | 2045 | 2160 | 2250 | >90 | ø90 | 240-270 | 1,4 | SE502.9 | | | | | |
| | | 4000 | 2800 | 2250 | 2376 | 2475 | | | | | | | | | | |

A+ LED Ⓐ IP20 CE

**Accessori - Accessories**

L085#.A: Lent con anello - lens with ring

# SEMPLICE P120 PARETE-SOFFITTO

WALL & CEILING PROJECTOR

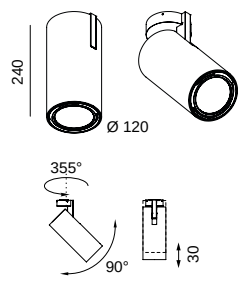


| | W | K | lm/Led | lm product / ∡ S 15° | F 24° | W 38° | CRI | Dim. mm | H mm | Kg | CODE | K | ∡ | Dali DimTF | | Col. |
|---|---|---|---|---|---|---|---|---|---|---|---|---|---|---|---|---|
| LED 3SDCM 50000h L90 B10 ta 25° | 17 | 2700 | 1790 | 1438 | 1530 | 1609 | | | | | | | | | | |
| | | 3000 | 1925 | 1546 | 1645 | 1730 | >90 | ø120 | 240-270 | 1,7 | SE521.9 | 27 30 40 | S F W | D DF | / | 01 02 49 |
| | | 4000 | 2115 | 1699 | 1807 | 1901 | | | | | | | | | | |
| | 24,3 | 2700 | 2370 | 1904 | 2011 | 2095 | | | | | | | | | | |
| | | 3000 | 2545 | 2045 | 2160 | 2250 | >90 | ø120 | 240-270 | 1,7 | SE522.9 | | | | | |
| | | 4000 | 2800 | 2250 | 2376 | 2475 | | | | | | | | | | |
| | 37,5 | 2700 | 4180 | 3482 | 3487 | 3506 | | | | | | | | | | |
| | | 3000 | 4346 | 3620 | 3626 | 3645 | >90 | ø120 | 240-270 | 1,7 | SE523.9 | | | | | |
| | | 4000 | 4412 | 3675 | 3681 | 3700 | | | | | | | | | | |

A+ LED Ⓐ IP20 CE

**Accessori - accessories**

L115#.A: Lent con anello - lens with ring

D-Dali : Versione dimmerabile Dali. Adattatore compatibile con binari One Track (A.A.G. Stucchi ) o Global Track pulse (Nordic Aluminium)/ Dimmable Dali version. For connection to the One Track (A.A.G. Stucchi ) or
DF-DimTF: Versione dimmerabile taglio di fase / Trailing/leading edge dimmable version

**HOW TO CREATE THE CODE:**

COMPULSORY CHOICE

OPTIONAL CHOICE

| CODE | K | ∡ | Dali DimTF | | Col. |
|---|---|---|---|---|---|
| ### | 30 40 | S F | D DF | / | 01 02 |

BASE CODE | KELVIN | FASCIO/BEAM | DIMM. | COLOUR

Accessori Accessories

# LENTE CON ANELLO

LENSES WITH RING

LENTE SATINATA CON ANELLO / SATIN LENS WITH RING

| Dim. mm | Kg | CODE | | |
|---|---|---|---|---|
| ø85 | | L085S.A | / | 01 |
| ø115 | | L115S.A | | 02 |

LENTE ELISSOIDALE CON ANELLO / ELIPSOID LENS WITH RING

| Dim. mm | Kg | CODE | | |
|---|---|---|---|---|
| ø85 | | L085E.A | / | 01 |
| ø115 | | L115E.A | | 02 |

LENTE ASIMMETRICA CON ANELLO / ASYMMETRIC LENS WITH RING

| Dim. mm | Kg | CODE | | |
|---|---|---|---|---|
| ø85 | | L085A.A | / | 01 |
| ø115 | | L115A.A | | 02 |

LENTE NIDO D'APE CON ANELLO / HONEY COMB LOUVER WITH RING

| Dim. mm | Kg | CODE | | |
|---|---|---|---|---|
| ø85 | | L085R.A | / | 01 |
| ø115 | | L115R.A | | 02 |

# LENTI CON ANELLO

LENSES WITH RING

LENTE SATINATA / SATINED LENS

| Dim. | Kg | CODE |
|---|---|---|
| Ø 55 | 0,01 | L055S.A |

LENTE ELISSOIDALE / ELIPSOID LENS

| Dim. | Kg | CODE |
|---|---|---|
| Ø 55 | 0,01 | L055E.A |

LENTE ASIMMETRICA / ASYMMETRIC LENS

| Dim. | Kg | CODE |
|---|---|---|
| Ø 55 | 0,01 | L055A.A |

FILTRO NIDO D'APE/ HONEY COMB LOUVER

| Dim. | Kg | CODE |
|---|---|---|
| Ø 55 | 0,01 | L055R.A |

K ° KELVIN

FASCIO / BEAM

Col. COLORI / FINISHINGS

**01** - bianco - white

**02** - nero - black

**49** - moka

VERSIONI OPZIONALI | OPTIONAL VERSION

**D** DIMMERABILE DALI
DIMMABLE DALI

**DF** DIMMERABILE TAGLIO DI FASE TRAILING/LEADING EDGE DIMMABLE

ACCESSORI | ACCESSORIES

L055#.A L085#.A L115#.A
lenti - lenses

DATI FOTOMETRICI | PHOTOMETRIC DATA

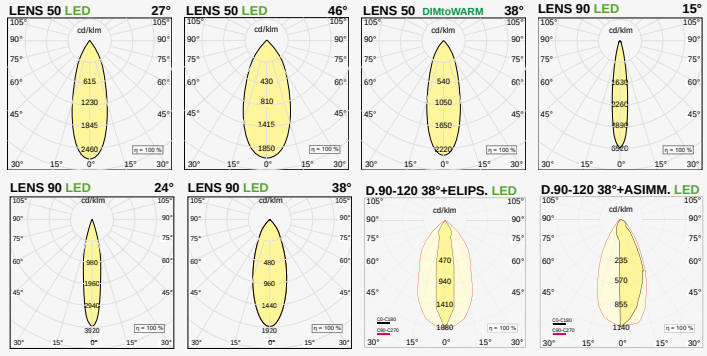

(IT) Proiettore professionale da binario Eurostandard 230V o da parete-soffitto, orientabile, completo di sorgente LED disponibile nelle versioni 2700K- 3000K- 4000K con ottiche da 15°, 24° e 38° intercambiabili Twist & Lock, anche in versione dimmerabile dali e dimmerabile taglio di fase. Versioni a binario complete di adattatore Eurostandard. Adattatore compatibile con binari One Track (A.A.G. Stucchi ) o Global Track pulse (Nordic Aluminium). Corpo e gruppo ottico di sezione cilindrica in estruso di alluminio verniciato. Snodi meccanici in acciaio. Orientabilità del gruppo ottico dalla posizione di riposo verticale di 355° sull'asse verticale ± 90° su quello orizzontale.

(EN) Professional projectors for 230V Eurostandard track or for ceiling-wall installation. Complete with professional LED source 2700K, 3000K e 4000K; optic 15°, 24° e 38° interchangeable Twist & Lock, also available in Dali or trailing/leading edge dimmable version. Compatible with track One Track (A.A.G. Stucchi ) or Global Track pulse (Nordic Aluminium). Track versions supplied complete with euro- adaptor. Cylindrical body and optical group in painted extruded aluminium. Mechanical joints steel-made. Optical group 355° vertically and +/- 90° horizontally adjustable.

(FR) Professional Strahler für 230V-Stromschienen nach Euro-Standard oder für Decken-/Wandmontage. Komplett mit Professional LED-Lampe 2700K- 3000K- 4000K Varianten, mit Optik 15°- 24°- 38° austauschbar Twist & Lock, auch in DALI-dimmer und Phasenanschnittdimmer. Stromschienen-Ausführungen werden komplett mit Euro-Adapter geliefert. Der Adapter ist kompatibel mit One Track Stromschiene (A.A.G. Stucchi) oder Global Track pulse (Nordic Aluminium). Körper und Optik mit zylinderförmigem Abschnitt aus lackiertem, stranggepresstem Aluminium. Mechanische Gelenke aus Stahl. Die optische Einheit ist orientierbar 355° um die vertikale Achse und 0° bis 90° um die horizontale Achse.

(ES) Proyectores para raíl Eurostandard 230V o para pared y techo orientables con LED profesiones 2700K - 3000K - 4000K, optic 15°,24° y 38° intercambiable Twist & Lock y version dimmable. Versiones a raìl con adaptator Eurostandard. Versione dimmable Dali. Se puede usar en el binario One Track (A.A.G. Stucchi ) or Global Track pulse (Nordic Aluminium). Cuerpo y grupo óptico en estruso de aluminio pintado. Codos mecánicos en acero. Grupo óptico orientable 355° sobre el eje vertical y de +/- 90° sobre le horizontal.

(FR) Projecteurs professionnels pour un rail Eurostandard 230 V ou pour une installation au Plafond/Mur. Complets avec une source LED disponible en 2700K- 3000K- 4000K avec optiques de 15°- 24°- 38° interchangeables Twist & Lock, même en version dimmable dali e dimmable à coupe de phase. Versions pour rails completes avec un adaptateur Eurostandard. Adaptateur compatible avec les rails One Track (A.A.G. Stucchi ) ou Global Track pulse (Nordic Aluminium). Corps et groupe optique à section cylindrique en aluminium extrudé peint. Joints mécaniques en acier. Orientabilité du groupe optique à partir de la position de repos verticale de 355° sur l'axe vertical et de 90° sur l'axe horizontal.

# PHAR TRACK

# PHAR 90 BINARIO

TRACK PROJECTOR

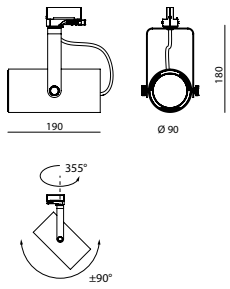


| | W | K | lm/Led | lm product / ∠ S 15° | F 24° | W 38° | CRI | Dim. mm | H mm | Kg | CODE | K | ∠ | Dali DimTF | | Col. |
|---|---|---|---|---|---|---|---|---|---|---|---|---|---|---|---|---|
| LED 3SDCM 50000h L90 B10 ta 25° | 17 | 2700 | 1790 | 1438 | 1530 | 1609 | >90 | ø90 | 190 | 1,2 | PH001.9 | 27 30 40 | S F W | D DF | / | 01 02 49 |
| | | 3000 | 1925 | 1546 | 1645 | 1730 | | | | | | | | | | |
| | | 4000 | 2115 | 1699 | 1807 | 1901 | | | | | | | | | | |
| | 24,3 | 2700 | 2370 | 1904 | 2011 | 2095 | >90 | ø90 | 190 | 1,2 | PH004.9 | | | | | |
| | | 3000 | 2545 | 2045 | 2160 | 2250 | | | | | | | | | | |
| | | 4000 | 2800 | 2250 | 2376 | 2475 | | | | | | | | | | |

A+ LED (IEC) A IP20 CE

**Accessori - accessories**

L085#.A: Lent con anello - Lens with ring

# PHAR 120 BINARIO

TRACK PROJECTOR

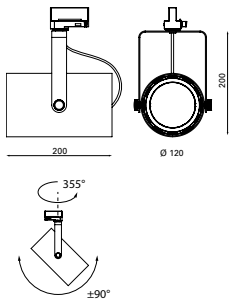


| | W | K | lm/Led | lm product / ∠ S 15° | F 24° | W 38° | CRI | Dim. mm | H mm | Kg | CODE | K | ∠ | D | | Col. |
|---|---|---|---|---|---|---|---|---|---|---|---|---|---|---|---|---|
| LED 3SDCM 50000h L90 B10 ta 25° | 17 | 2700 | 1790 | 1438 | 1530 | 1609 | >90 | ø120 | 215 | 1,4 | PH101.9 | 27 30 40 | S F W | D DF | / | 01 02 49 |
| | | 3000 | 1925 | 1546 | 1645 | 1730 | | | | | | | | | | |
| | | 4000 | 2115 | 1699 | 1807 | 1901 | | | | | | | | | | |
| | 24,3 | 2700 | 2370 | 1904 | 2011 | 2095 | >90 | ø120 | 215 | 1,6 | PH104.9 | | | | | |
| | | 3000 | 2545 | 2045 | 2160 | 2250 | | | | | | | | | | |
| | | 4000 | 2800 | 2250 | 2376 | 2475 | | | | | | | | | | |
| | 37,5 | 2700 | 4180 | 3482 | 3487 | 3506 | >90 | ø120 | 215 | 1,7 | PH107.9 | | | | | |
| | | 3000 | 4346 | 3620 | 3626 | 3645 | | | | | | | | | | |
| | | 4000 | 4412 | 3675 | 3681 | 3700 | | | | | | | | | | |

A+ LED (IEC) A IP20 CE

**Accessori - accessories**

L115#.A: Lent con anello - lens with ring

D-Dali : Versione dimmerabile Dali. Adattatore compatibile con binari One Track (A.A.G. Stucchi ) o Global Track pulse (Nordic Aluminium)/ Dimmable Dali version. For connection to the One Track (A.A.G. Stucchi ) or
DF-DimTF: Versione dimmerabile taglio di fase / Trailing/leading edge dimmable version

K ° KELVIN

∠ FASCIO / BEAM

ACCESSORI | ACCESSORIES

L085#.A L115#.A
lenti - lenses p. 574

Col. COLORI / FINISHINGS

- **01** - bianco - white
- **02** - nero - black
- **49** - moka

DATI FOTOMETRICI | PHOTOMETRIC DATA

LENS 90 LED 15°

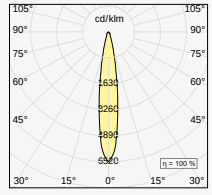


LENS 90 LED 24°

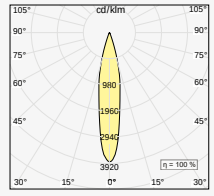


LENS 90 LED 38°

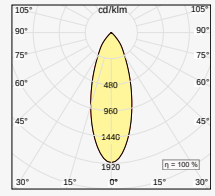


D.90-120 38°+ELIPS. LED

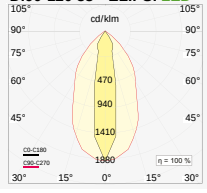


D.90-120 38°+ASIMM. LED

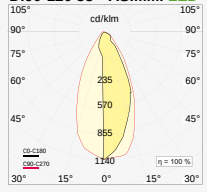


VERSIONI OPZIONALI | OPTIONAL VERSION

**D** DIMMERABILE DALI
DIMMABLE DALI

**DF** DIMMERABILE TAGLIO DI FASE TRAILING/LEADING EDGE DIMMABLE

PALAZZO DEI DIAMANTI - FERRARA ITALY
PHOTO D.ZAGHI

# PHAR BASETTA

# PHAR 90 PARETE/SOFFITTO

WALL/CEILING PROJECTOR

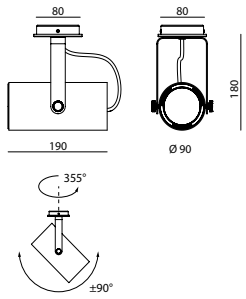


| | W | K | lm/Led | lm product / ∡ S 15° | F 24° | W 38° | CRI | Dim. mm | H mm | Kg | CODE | K | ∡ | Dali DimTF | | Col. |
|---|---|---|---|---|---|---|---|---|---|---|---|---|---|---|---|---|
| LED 3SDCM 50000h L90 B10 ta 25° | 17 | 2700 | 1790 | 1438 | 1530 | 1609 | | | | | | | | | | |
| | | 3000 | 1925 | 1546 | 1645 | 1730 | >90 | ø90 | 190 | 1,4 | **PH151.9** | **27 30 40** | **S F W** | **D DF** | / | **01 02 49** |
| | | 4000 | 2115 | 1699 | 1807 | 1901 | | | | | | | | | | |
| | 24,3 | 2700 | 2370 | 1904 | 2011 | 2095 | | | | | | | | | | |
| | | 3000 | 2545 | 2045 | 2160 | 2250 | >90 | ø90 | 190 | 1,6 | **PH154.9** | | | | | |
| | | 4000 | 2800 | 2250 | 2376 | 2475 | | | | | | | | | | |

A+ LED mod. Ⓐ IP20 CE

**Accessori - accessories**

L085#.A: Lent con anello - Lens with ring

# PHAR 120 PARETE/SOFFITTO

WALL/CEILING PROJECTOR

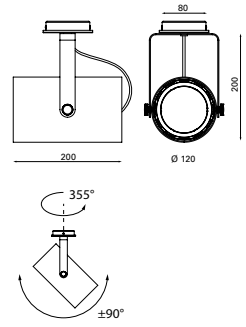


| | W | K | lm/Led | lm product / ∡ S 15° | F 24° | W 38° | CRI | Dim. mm | H mm | Kg | CODE | K | ∡ | Dali DimTF | | Col. |
|---|---|---|---|---|---|---|---|---|---|---|---|---|---|---|---|---|
| LED 3SDCM 50000h L90 B10 ta 25° | 17 | 2700 | 1790 | 1438 | 1530 | 1609 | | | | | | | | | | |
| | | 3000 | 1925 | 1546 | 1645 | 1730 | >90 | ø120 | 215 | 1,4 | **PH201.9** | | | | | |
| | | 4000 | 2115 | 1699 | 1807 | 1901 | | | | | | | | | | |
| | 24,3 | 2700 | 2370 | 1904 | 2011 | 2095 | | | | | | | | | | |
| | | 3000 | 2545 | 2045 | 2160 | 2250 | >90 | ø120 | 215 | 1,6 | **PH204.9** | **27 30 40** | **S F W** | **D DF** | / | **01 02 49** |
| | | 4000 | 2800 | 2250 | 2376 | 2475 | | | | | | | | | | |
| | 37,5 | 2700 | 4180 | 3482 | 3487 | 3506 | | | | | | | | | | |
| | | 3000 | 4346 | 3620 | 3626 | 3645 | >90 | ø120 | 215 | 1,7 | **PH207.9** | | | | | |
| | | 4000 | 4412 | 3675 | 3681 | 3700 | | | | | | | | | | |

A+ LED mod. Ⓐ IP20 CE

**Accessori - accessories**

L115#.A: Lent con anello - Lens with ring

D-Dali : Versione dimmerabile Dali. Adattatore compatibile con binari One Track (A.A.G. Stucchi ) o Global Track pulse (Nordic Aluminium)/ Dimmable Dali version. For connection to the One Track (A.A.G. Stucchi ) or
DF-DimTF: Versione dimmerabile taglio di fase / Trailing/leading edge dimmable version

K ° KELVIN

∡ FASCIO / BEAM

ACCESSORI | ACCESSORIES

L085#.A L115#.A
lenti - lenses p. 574

Col. COLORI / FINISHINGS

**01** - bianco - white
**02** - nero - black
**49** - moka

VERSIONI OPZIONALI | OPTIONAL VERSION

**D** DIMMERABILE DALI
DIMMABLE DALI

**DF** DIMMERABILE TAGLIO DI FASE TRAILING/LEADING EDGE DIMMABLE

DATI FOTOMETRICI | PHOTOMETRIC DATA

**LENS 90 LED 15°**

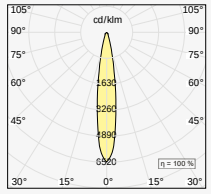


**LENS 90 LED 24°**

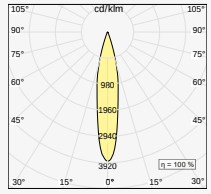


**LENS 90 LED 38°**

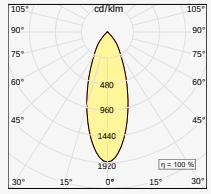


**D.90-120 38°+ELIPS. LED**

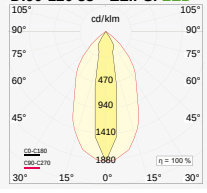


**D.90-120 38°+ASIMM. LED**

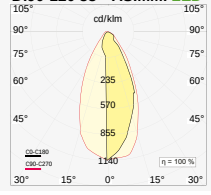

# LENTE CON ANELLO

LENSES WITH RING

| | Dim. mm | Kg | CODE | | |
|---|---|---|---|---|---|
| LENTE SATINATA CON ANELLO / SATIN LENS WITH RING | ø85<br>ø115 | 0,02 | L085S.A<br>L115S.A | / | 01<br>02 |

| | Dim. mm | Kg | CODE | | |
|---|---|---|---|---|---|
| LENTE ELISSOIDALE CON ANELLO / ELIPSOID LENS WITH RING | ø85<br>ø115 | 0,02 | L085E.A<br>L115E.A | / | 01<br>02 |

| | Dim. mm | Kg | CODE | | |
|---|---|---|---|---|---|
| LENTE ASIMMETRICA CON ANELLO / ASYMMETRIC LENS WITH RING | ø85<br>ø115 | 0,02 | L085A.A<br>L115A.A | / | 01<br>02 |

| | Dim. mm | Kg | CODE | | |
|---|---|---|---|---|---|
| LENTE NIDO D'APE CON ANELLO / HONEY COMB LOUVER WITH RING | ø85<br>ø115 | 0,02 | L085R.A<br>L115R.A | / | 01<br>02 |

**HOW TO CREATE THE CODE:**

COMPULSORY CHOICE

OPTIONAL CHOICE

| CODE | K | ∠ | Dali DimTF | | Col. |
|---|---|---|---|---|---|
| ### | 30<br>40 | S<br>F | D<br>DF | / | 01<br>02 |
| BASE CODE | KELVIN | FASCIO/BEAM | DIMM. | | COLOUR |

IT Proiettori professionali da binario Eurostandard 230V o parete e soffitto orientabili, completi di sorgenti LED professionali nelle seguenti versioni 2700K- 3000K- 4000K con ottiche da 15°, 24° e 38° intercambiabili Twist & Lock, o per lampade pre-focalizzate alogene/LED QR-LP 111, QPAR16. Completi di trasformatore 12V/230V o gruppo di alimentazione 230V/240V elettronici separati dal gruppo ottico per ottimizzazione della dissipazione del calore. Versioni a binario complete di adattatore. Adattatore compatibile con binari One Track (A.A.G. Stucchi ) o Global Track pulse (Nordic Aluminium). Corpo e gruppo ottico in estruso di alluminio verniciato. Snodi meccanici in acciaio. Gruppo Ottico orientabile 355° sull'asse orizzontale e da 0° a -90° su quello verticale. Versione diametro 55 per lampade pre-focalizzate dotata di sistema di Fast-Relamping a molla.

EN Projecteurs professionnels pour un rail d'éclairage au standard européen de 230 V ou pour une installation au Plafond/Mur. Complets avec une source LED professionnelle nelle seguenti versioni 2700K- 3000K- 4000K avec des optiques interchangeables Twist & Lock de 15°, 24° à 38° pour les lampes préfocalisées halogène/LED de 12 V/230 V QR-LP 111, QR-CB 51, de 230 V QPAR16. Complets avec un transformateur électronique de 12 V/230 V ou un boîtier des auxiliaires électriques de 230 V/240 V dans un boîtier séparé pour une dissipation optimale de la chaleur. Versions de rails d'éclairage fournies avec un adaptateur européen. Adattatore compatibile con binari One Track (A.A.G. Stucchi ) o Global Track pulse (Nordic Aluminium). Corps et groupe optique en aluminium extrudé peint. Joints mécaniques en acier. Groupe optique réglable de 355° à la verticale et de ±90° à l'horizontale. Versions d'un diamètre de 55 mm pour les lampes préfocalisées équipées du système de remplacement rapide a molla.

DE Professional Strahler für 230V-Stromschienen nach Euro-Standard oder für Decken-/Wandmontage. Komplett mit Professional LED-Lampe 2700K- 3000K- 4000K Varianten mit Wechseloptik (15°, 24° bis 38°) oder für vorfokussierte Halogen-/LED-Lampen des Typs QR-LP 111, QPAR16) . Komplett mit elektronischem 12V-/230V-Transformator oder 230V/240V-Steuergerät in gesondertem Gehäuse für optimale Wärmeabfuhr. Stromschienen-Ausführungen werden komplett mit Euro-Adapter geliefert. Der Adapter ist kompatibel mit One Track Stromschiene (A.A.G. Stucchi) oder Global Track pulse (Nordic Aluminium). Korpus und Optik aus lackiertem, stranggepresstem Aluminium. Mechanische Gelenke aus Stahl. Optik um 355° horizontal und um ±90° vertikal verstellbar. Ausführung mit Ø55 mm für vorfokussierte Lampen mit Leuchtmittel-Federschnellwechselsystem.





ES Professional Strahler für 230V-Stromschienen nach Euro-Standard oder für Decken-/Wandmontage. Komplett mit Professional LED-Lampe nelle seguenti versioni 2700K- 3000K- 4000K mit Wechseloptik (15°, 24° bis 38°) oder für vorfokussierte Halogen-/LED-Lampen des Typs QR-LP 111, QR-CB 51 (12 V/230 V). Komplett mit elektronischem 12V-/230V-Transformator oder 230V/240V-Steuergerät in gesondertem Gehäuse für optimale Wärmeabfuhr. Stromschienen-Ausführungen werden komplett mit Euro-Adapter geliefert. Adattatore compatibile con binari One Track (A.A.G. Stucchi ) o Global Track pulse (Nordic Aluminium). Korpus und Optik aus lackiertem, stranggepresstem Aluminium. Mechanische Gelenke aus Stahl. Optik um 355° vertikal und um ±90° horizontal verstellbar. Ausführung mit Ø55 mm für vorfokussierte Lampen mit Leuchtmittel-Schnellwechselsystem.

FR Projecteurs professionnels pour rail Eurostandard 230 V ou pour une installation au Plafond/Mur. Complets avec une source LED professionnelle disponible en 2700K- 3000K- 4000K avec optiques de 15°- 24°- 38° interchangeables Twist & Lock, pour les lampes préfocalisées halogènes/LED QR-LP 111 et QPAR16. Complets avec un transformateur électronique de 12 V/230 V ou un groupe d'alimentation électronique de 230 V/240 V, séparés du groupe optique pour une dissipation optimale de la chaleur. Versions pour rails completes avec un adaptateur Eurostandard. Adaptateur compatible avec les rails One Track (A.A.G. Stucchi ) ou Global Track pulse (Nordic Aluminium). Corps et groupe optique en aluminium extrudé peint. Joints mécaniques en acier. Groupe optique réglable de 355° à la verticale et de ±90° à l'horizontale. Versions à diamètre de 55 mm pour les lampes préfocalisées, équipée de système de remplacement rapide de lampe à ressort.

# PRO IN FOCUS 55B BINARIO

TRACK PROJECTOR

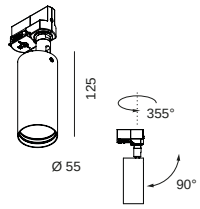


| | W | Dim. mm | H mm | CODE | | Col. |
|---|---|---|---|---|---|---|
| QPAR16 GU10 230V | 1xmax50 | ø55 | 125 | **PI001** | / | **01 02** |

**Accessori - accessories**

L055#.A: Lent con anello - Lens with ring

# PRO IN FOCUS 55V BINARIO

TRACK PROJECTOR

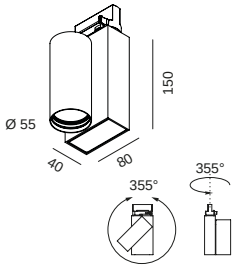


| | W | K | Im/Led | Im product / F 27° | Im product / W 46° | CRI | Dim. mm | H mm | CODE | K | ∠ | D | | Col. |
|---|---|---|---|---|---|---|---|---|---|---|---|---|---|---|
| LED 2SDCM 50000h L90 B10 ta 25°C | 12 | 2700 | 1325 | 1261 | 1265 | | | | | | | | | |
| | | 3000 | 1350 | 1285 | 1289 | >90 | ø55 | 150 | **PI006.9** | **27 30 40** | **F W** | **D DF** | / | **01 02** |
| | | 4000 | 1400 | 1333 | 1337 | | | | | | | | | |
| | 18 | 2700 | 1620 | 1546 | 1550 | | | | | | | | | |
| | | 3000 | 1650 | 1575 | 1579 | >90 | ø55 | 150 | **PI007.9** | | | | | |
| | | 4000 | 1750 | 1670 | 1675 | | | | | | | | | |

**Accessori - accessories**

L055#.A: Lent con anello - Lens with ring

# PRO IN FOCUS 90V BINARIO

TRACK PROJECTOR

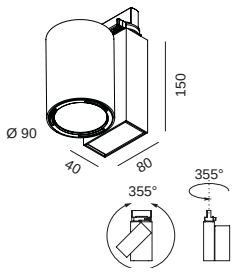


| | W | K | Im/Led | Im product / S 15° | Im product / F 24° | Im product / W 38° | CRI | Dim. mm | H mm | CODE | K | ∠ | Dali DimTF | | Col. |
|---|---|---|---|---|---|---|---|---|---|---|---|---|---|---|---|
| LED 3SDCM 50000h L90 B10 ta 25° | 17 | 2700 | 1790 | 1438 | 1530 | 1609 | | | | | | | | | |
| | | 3000 | 1925 | 1546 | 1645 | 1730 | 95 | ø90 | 150 | **PI003.9** | **27 30 40** | **S F W** | **D DF** | / | **01 02** |
| | | 4000 | 2115 | 1699 | 1807 | 1901 | | | | | | | | | |
| | 24,3 | 2700 | 2370 | 1904 | 2011 | 2095 | | | | | | | | | |
| | | 3000 | 2545 | 2045 | 2160 | 2250 | 95 | ø90 | 150 | **PI004.9** | | | | | |
| | | 4000 | 2800 | 2250 | 2376 | 2475 | | | | | | | | | |

**Accessori - accessories**

L085#.A: Lent con anello - Lens with ring

**HOW TO CREATE THE CODE:**

COMPULSORY CHOICE

OPTIONAL CHOICE

| CODE | K | ∠ | Dali DimTF | | Col. |
|---|---|---|---|---|---|
| ### | **30 40** | **S F** | **D DF** | / | **01 02** |
| BASE CODE | KELVIN | FASCIO/BEAM | DIMM. | | COLOUR |

# PRO IN FOCUS 90O BINARIO

TRACK PROJECTOR

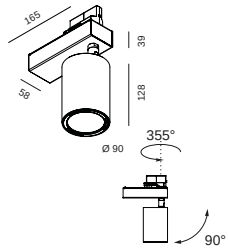


lm product / ∠

| | W | K | lm/Led | S 15° | F 24° | W 38° | CRI | Dim. mm | CODE | K | ∠ | Dali DimTF | | Col. |
|---|---|---|---|---|---|---|---|---|---|---|---|---|---|---|
| LED 3SDCM 50000h L90 B10 ta 25° | 17 | 2700 | 1790 | 1438 | 1530 | 1609 | | ø90 | PI010.9 | 27 30 40 | S F W | D DF | / | 01 02 |
| | | 3000 | 1925 | 1546 | 1645 | 1730 | 95 | | | | | | | |
| | | 4000 | 2115 | 1699 | 1807 | 1901 | | | | | | | | |
| | 24,3 | 2700 | 2370 | 1904 | 2011 | 2095 | | ø90 | PI011.9 | | | | | |
| | | 3000 | 2545 | 2045 | 2160 | 2250 | 95 | | | | | | | |
| | | 4000 | 2800 | 2250 | 2376 | 2475 | | | | | | | | |

A+ IP20

**Accessori - accessories**

L085#.A: Lente con anello - Lens with ring

# PRO IN QR-LP111V BINARIO

TRACK PROJECTOR

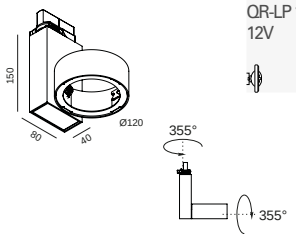


| | W | Dim. mm | H mm | CODE | | | | Col. |
|---|---|---|---|---|---|---|---|---|
| QR-LP 111 G53 12V | 1x60 | ø115 | 150 | PI005 | | | / | 01 02 |

B→C IP20

Il peso massimo consentito delle lampade LED QR-LP 111 sui nostri proiettori è di 275 g | The maximum allowed weight of 12V QR-LP 111 LED lamps is of 275 gr

PROJECTORS

D-Dali : Versione dimmerabile Dali. Adattatore compatibile con binari One Track (A.A.G. Stucchi ) o Global Track pulse (Nordic Aluminium)/ Dimmable Dali version. For connection to the One Track (A.A.G. Stucchi ) or Global Track pulse (Nordic Aluminium)

DF-DimTF: Versione dimmerabile taglio di fase / Trailing/leading edge dimmable version

K ° KELVIN




∠ FASCIO / BEAM

Col. COLORI / FINISHINGS

**01** - bianco - white

**02** - nero - black

ACCESSORI | ACCESSORIES

L055#.A L085#.A
lenti - lenses

p. 581

DATI FOTOMETRICI | PHOTOMETRIC DATA

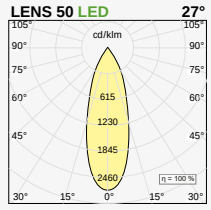


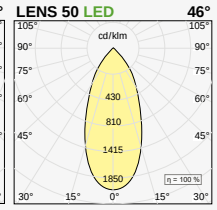


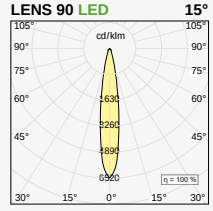


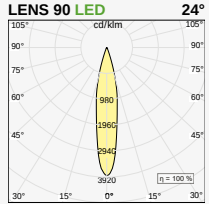


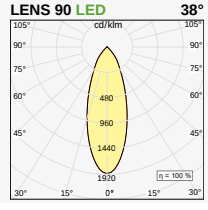


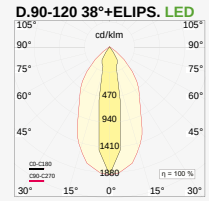


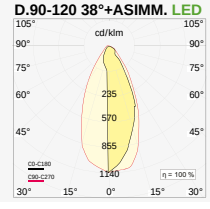


VERSIONI OPZIONALI | OPTIONAL VERSION

DIMMERABILE DALI
DIMMABLE DALI

**D**

DIMMERABILE TAGLIO DI FASE TRAILING/LEADING EDGE DIMMABLE

**DF**

# PRO IN FOCUS 90P PARETE/SOFFITTO

WALL/CEILING PROJECTOR

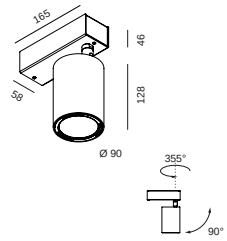


| | W | K | lm/Led | lm product / ∠ S 15° | F 24° | W 38° | CRI | Dim.mm | CODE | K | ∠ | Dali DimTF | | Col. |
|---|---|---|---|---|---|---|---|---|---|---|---|---|---|---|
| LED 3SDCM 50000h L90 B10 ta 25° | 17 | 2700 | 1790 | 1438 | 1530 | 1609 | 95 | ø90 | **PI021.9** | **27 30 40** | **S F W** | **D DF** | **/** | **01 02** |
| | | 3000 | 1925 | 1546 | 1645 | 1730 | | | | | | | | |
| | | 4000 | 2115 | 1699 | 1807 | 1901 | | | | | | | | |
| | 24,3 | 2700 | 2370 | 1904 | 2011 | 2095 | 95 | ø90 | **PI022.9** | | | | | |
| | | 3000 | 2545 | 2045 | 2160 | 2250 | | | | | | | | |
| | | 4000 | 2800 | 2250 | 2376 | 2475 | | | | | | | | |

A+ LED EXCL. A IP20 CE

**Accessori - Accessories**
R085#.A: Riflettore - Reflector
L085#.A: Lent con anello - Lens with ring

# PRO IN FOCUS 90P 2 SPOTS PARETE/SOFFITTO

2SPOTS WALL/CEILING PROJECTORS

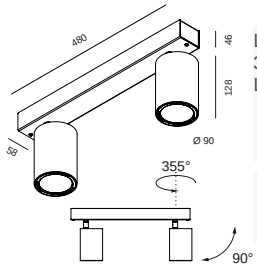


| | W | K | lm/Led | lm product / ∠ S 15° | F 24° | W 38° | CRI | Dim. mm | L.mm | CODE | K | ∠ | Dali | | Col. |
|---|---|---|---|---|---|---|---|---|---|---|---|---|---|---|---|
| LED 3SDCM 50000h L90 B10 ta 25°C | 2x17 | 2700 | 3580 | 2875 | 3059 | 3217 | 95 | ø90 | 480 | **PI031.9** | **27 30** | **S F W** | **D** | **/** | **01 02** |
| | | 3000 | 3850 | 3092 | 3290 | 3460 | | | | | | | | | |
| | 2x24,3 | 2700 | 4740 | 3809 | 4023 | 4190 | 95 | ø90 | 480 | **PI032.9** | | | | | |
| | | 3000 | 5090 | 4090 | 4320 | 4500 | | | | | | | | | |

A+ LED EXCL. A IP20 CE

**Accessori - Accessories**
R085#.A: Riflettore - Reflector
L085#.A: Lent con anello - Lens with ring

# PRO IN QR-LP111P PARETE/SOFFITTO

QR-LP111P WALL/CEILING

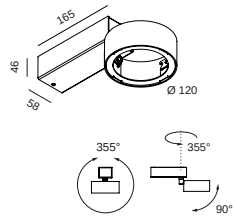


| | W | Dim. mm | H mm | CODE | | | | | Col. |
|---|---|---|---|---|---|---|---|---|---|
| QR-LP 111 G53 12V | 60 | ø111 | 145 | **PI023** | | | | **/** | **01 02** |

B→C A IP20 CE

Il peso massimo consentito delle lampade LED QR-LP 111 sui nostri proiettori è di 275 g | The maximum allowed weight of 12V QR-LP 111 LED lamps is of 275 gr

D-Dali : Versione dimmerabile Dali. Adattatore compatibile con binari One Track (A.A.G. Stucchi ) o Global Track pulse (Nordic Aluminium)/ Dimmable Dali version. For connection to the One Track (A.A.G. Stucchi ) or Global Track pulse (Nordic Aluminium)
DF-DimTF: Versione dimmerabile taglio di fase / Trailing/leading edge dimmable version

**HOW TO CREATE THE CODE:**

COMPULSORY CHOICE
OPTIONAL CHOICE

| CODE | K | ∠ | Dali DimTF | | Col. |
|---|---|---|---|---|---|
| ### | **30 40** | **S F** | **D DF** | **/** | **01 02** |

BASE CODE | KELVIN | FASCIO/BEAM | DIMM. | COLOUR

Accessori- Accessories

# LENTE CON ANELLO

LENS WITH RING

| | | Dim.mm | Kg | CODE | | |
|---|---|---|---|---|---|---|
| | LENTE SATINATA CON ANELLO / SATIN LENS WITH RING | ø85 | 0,02 | L085S.A | / | 01 02 |
| | LENTE ELISSOIDALE CON ANELLO / ELIPSOID LENS WITH RING | ø85 | 0,02 | L085EA | / | 01 02 |
| | LENTE ASIMMETRICA CON ANELLO / ASYMMETRIC LENS WITH RING | ø85 | 0,02 | L085AA | / | 01 02 |
| | LENTE NIDO D'APE CON ANELLO / HONEY COMB LOUVER WITH RING | ø85 | 0,02 | L085RA | / | 01 02 |

# LENTI CON ANELLO

LENSES WITH RING

| | | Dim. | Kg | CODE | | |
|---|---|---|---|---|---|---|
| | LENTE SATINATA / SATINED LENS | Ø 55 | 0,01 | L055S.A | | |
| | LENTE ELISSOIDALE / ELIPSOID LENS | Ø 55 | 0,01 | L055E.A | | |
| | LENTE ASIMMETRICA / ASYMMETRIC LENS | Ø 55 | 0,01 | L055A.A | | |
| | FILTRO NIDO D'APE/ HONEY COMB LOUVER | Ø 55 | 0,01 | L055R.A | | |

K ° KELVIN

FASCIO / BEAM

Col. COLORI / FINISHINGS

**01** - bianco - white

**02** - nero - black

**49** - moka

ACCESSORI | ACCESSORIES

L055#.A L085#.A L115#.A

lenti - lenses

VERSIONI OPZIONALI | OPTIONAL VERSION

**D** DIMMERABILE DALI
DIMMABLE DALI

**DF** DIMMERABILE TAGLIO DI FASE TRAILING/LEADING EDGE DIMMABLE

DATI FOTOMETRICI | PHOTOMETRIC DATA

**LENS 90 LED 15°**

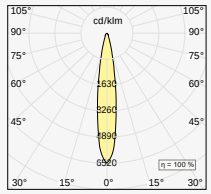


**LENS 90 LED 24°**

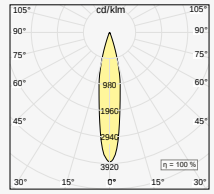


**LENS 90 LED 38°**

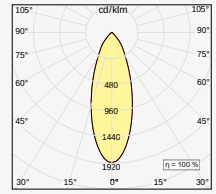


**D.90-120 38°+ELIPS. LED**

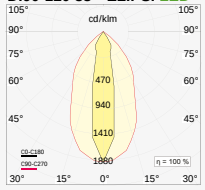


**D.90-120 38°+ASIMM. LED**

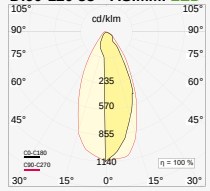

IT Profili da binario Eurostandard 230V per illuminazione diretta diffusa. Per sorgenti lineari LED. Alimentazione integrata. Completi di adattatore Eurostandard. Corpo in estruso di alluminio, finitura verniciata o anodizzata. Schermo diffondente in policarbonato opalino bianco e testate di chiusura laterali con sistema Light Proof. Grado di protezione IP40.

EN Series of track profiles for direct diffused lighting. For linear LED sources with integrated electronic supply. Supplied with Eurostandard adapter. Body in extruded aluminium, painted or anodized finish. Opal white polycarbonate diffuser and Light Proof system side-end caps. Degree of protection IP40.

DE 230V-Stromschienenprofil nach Euro-Standard für diffuse Direktbeleuchtung, komplett mit Professional LED-Leuchtstofflampen. Korpus aus stranggepresstem Aluminium. Lackiert oder eloxiert. Komplett mit Stromschienenadapter, seitlichen Endkappen in Light-Proof-Ausführung und opalweißem Polycarbonat-Diffusor. Schutzart IP40.

ES Serie de perfiles por carril para la iluminación directa difuminada. Para fuentes de luz LED. Alimentación electrónica integrada compledto de adaptador Eurostandard. Cuerpo en estruso de aluminio, acabado barnizado o anodizado. Difusor en policarbonato opal blanco y tapas de cierre laterales con sistema Light Proof. Grado de protección IP40.

FR Profilé pour rail Eurostandard 230 V pour un éclairage direct diffus. Pour source led linéaire alimentation incluse. Complet avec un adaptateur de rail d'éclairage, les bouchons d'extrémité latéraux du système opaque. Corps en aluminium extrudé. Finition peinte ou anodisée. Ecran de diffusion en polycarbonate blanc opale et embouts de fermeture latéraux avec systéme light proof. Degré de protection IP40.

# MINIFILE OPENLIGHT TRACK

TABAKALERA - CENTRO INTERNACIONAL DE CULTURA CONTEMPORÀNEA - SPAIN
LIGHTING TAO ILLUMINACION

# SEZIONE PROFILO MINIFILE OPENLIGHT TRACK

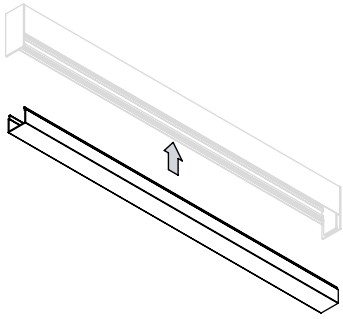

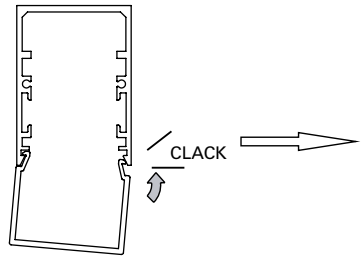


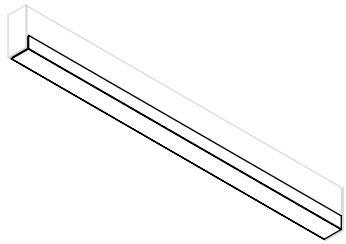

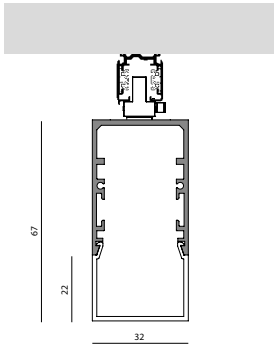


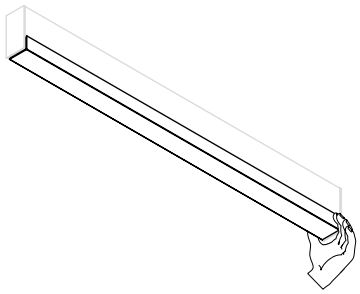

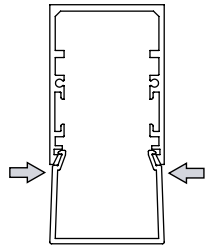


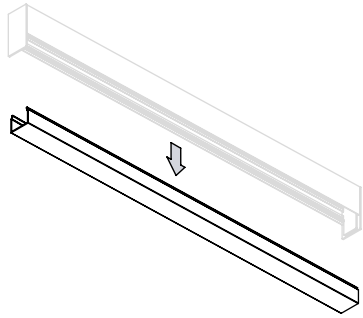

# MINIFILE OPENLIGHT TRACK CON DIFFUSORE OPALINO

WITH OPALINE DIFFUSER

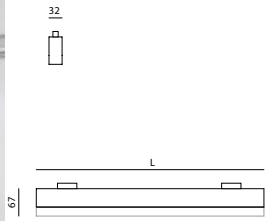


| | W | K | lm/Led | lm product | CRI | L.mm | CODE | K | Dali | | | Col. |
|---|---|---|---|---|---|---|---|---|---|---|---|---|
| Linear LED 24W/ mt 3100lm/mt CRI>80 230V 50000hTa 25° L70B10 | 12,8 | 3000 | 1736 | 730 | >80 | 580 | **MO120** | **.4** | **D** | | / | **01 27** |
| | 19,2 | 3000 | 2604 | 1094 | >80 | 860 | **MO121** | | | | | |
| | 25,6 | 3000 | 3472 | 1459 | >80 | 1140 | **MO122** | | | | | |
| | 32 | 3000 | 4340 | 1824 | >80 | 1420 | **MO123** | | | | | |
| | 38,4 | 3000 | 5208 | 2189 | >80 | 1700 | **MO124** | | | | | |

Versione base 3000K| Base version is 3000K
Adattatore compatibile con binari One Track (A.A.G. Stucchi ) o Global Track pulse (Nordic Aluminium) Su richiesta disponibile la versione 4000°K. | On request available version 4000°K. Dimmable Dali version. For connection to the One Track (A.A.G. Stucchi ) or Global Track pulse (Nordic Aluminium)

K ° KELVIN

Col. COLORI / FINISHINGS

**01** - bianco - white
**27** - ossidato alluminio - oxidised aluminium

VERSIONI OPZIONALI | OPTIONAL VERSION

**D** DIMMERABILE DALI
DIMMABLE DALI

DATI FOTOMETRICI | PHOTOMETRIC DATA

**MINIFILE OPENLIGHT LED**

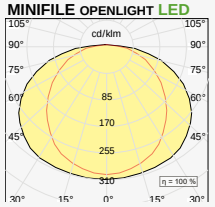

TABAKALERA - CENTRO INTERNACIONAL DE CULTURA CONTEMPORÀNEA - SPAIN
LIGHTING TAO ILLUMINACION

IT Profilo da binario Eurostandard 230V per illuminazione diretta diffusa, per sorgenti lineari LED o lampade fluorescenti T16. Alimentazione elettronica integrata 50/60Hz 230/240V. Corpo in estruso di alluminio 75x78mm. Finitura verniciata o anodizzata. Completi di adattatore a binario, testate di chiusura laterali con sistema Light Proof e schermo diffondente in PC opalino bianco o microprismatico (conforme normativa EN12464-1) o griglia dark-light in alluminio ad alta specularità. Grado di protezione IP20/IP40.

EN 230V Eurostandard track profile for diffused direct lighting, complete with professional linear LED source or battens for T16 linear fluorescent lamps. Complete with 50/60 Hz 230/240 V electronic power supply. Body in 75x78 mm. extruded aluminium. Painted or anodized finish. Complete with track adapter, Light Proof system side end caps, opal white or microprismatic polycarbonate diffusing screen (conform to EN 12464-1 EU directive) or high efficiency dark-light aluminium grid. IP20/IP40 protection degree.

DE 230V-Stromschienenprofil nach Euro-Standard für diffuse Direktbeleuchtung, komplett mit Professional LED-Lampe oder Lichtleisten für T16-Leuchtstofflampen. Komplett mit elektronischem Netzteil (50/60 Hz, 230/240 V). 75x78-mm-Korpus aus stranggepresstem Aluminium. Lackiert oder eloxiert. Komplett mit Stromschienenadapter, seitlichen Endkappen in Light-Proof-Ausführung und opalweißem oder mikroprismatischem Polycarbonat-Diffusor (in Übereinstimmung mit der EU-Norm EN 12464-1) oder hocheffizientem Darklight-Aluminiumraster. Schutzart IP20/40.

ES Profiles para raíl Eurostandard 230V para iluminación directa difuminada, con LED lineales o con regletas para fluorescentes T16. Alimentación electrónica integrada 50/60Hz 230V/240V. Cuerpo en estruso de aluminio 75x78mm. Acabado pintado o anodizado. Con adaptador para raíl, tapas de cierre laterales con sistema “Light Proof” y difusor en policarbonato opal blanco o microprismático (conforme normativa EN 12464-1) o con dark-light en aluminio de gran luminosidad. Grado de protección IP20/IP40.

FR Profilé pour rail Eurostandard 230 V pour un éclairage direct diffus, pour une source LED linéaire lampes fluorescentes T16. Complet avec alimentation électronique de 50/60 Hz 230/240 V. Corps en aluminium extrudé de 75 x 78 mm. Finition peinte ou anodisée. Complet avec un adaptateur Eurostandrd embouts de fermeture latéraux et écran de diffusion en polycarbonate microprismatique ou blanc opalin (conforme à la directive EN 12464-1) ou avec la grille en aluminium Darklight hautement spéculaire. Degré de protection IP20/40.

CONCESSIONARIA PEUGEOT - DENMARK

# FILE 2 TRACK MODULI FINITI LED CON DIFFUSORE

LED WITH DIFFUSER

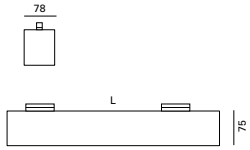


| | W | K | lm/Led | lm product | CRI | L.mm | CODE | Micro diff | Dali | K | | Col. |
|---|---|---|---|---|---|---|---|---|---|---|---|---|
| Linear LED 24W/ mt 3100lm/mt 50000hTa 25° L70B10 | 19,2 | 3000 | 2604 | 1374 | >80 | 860 | LTC530B | X | D | .4 | / | 01 |
| | 25,6 | 3000 | 3472 | 1832 | >80 | 1140 | LTC531B | | | | | 02 |
| | 32 | 3000 | 4340 | 2290 | >80 | 1420 | LTC532B | | | | | 27 |
| | | | | | | | | | | | | 49 |

A+ IP40

| | W | K | lm/Led | lm product | CRI | L.mm | CODE | Micro diff | | K | | Col. |
|---|---|---|---|---|---|---|---|---|---|---|---|---|
| linear LED 41W/ mt 4292lm/mt CRI90 | 34,2 | 3000 | 3605 | 2360 | 90 | 860 | LTC530AB | X | | .4 | / | 01 |
| | 45,6 | 3000 | 4807 | 3147 | 90 | 1140 | LTC531AB | | | | | 02 |
| | 57 | 3000 | 6009 | 3934 | 90 | 1420 | LTC532AB | | | | | 27 |
| | | | | | | | | | | | | 49 |

A+ IP40

Versione base con diffusore opalino e 3000K| Base version is 3000K with opaline diffuser included

Installabile sulla maggior parte dei binari 3 fasi in commercio. Il prodotto in finitura bianco ed ossidato alluminio prevede adattatore bianco. Il prodotto in finitura nero, ossidato inox, ossidato cromo, moka ha adattatore nero. Dali : Versione dimmerabile Dali. Adattatore compatibile con binari One Track (A.A.G. Stucchi ) o Global Track pulse (Nordic Aluminium) | Can be installable on most tracks 3 phases in trade the product in white and oxised silver mount a white track adapter. The product in black, oxised inox, oxised chrome, oxised brown mount a black track adapter. Dimmable Dali version. For connection to the One Track (A.A.G. Stucchi ) or Global Track pulse (Nordic Aluminium) | Instaiar en la mayoria carril 3 fases en el comercio. Sel producto en acabado blanco y oxidao aluminio tiene adaptador blanco. el producto en acabado negro, de acero oxidado, oxidado cromo, mocha tiene adaptador negro. Versione dimmable Dali. Se puede usar en el binario One Track (A.A.G. Stucchi ) or Global Track pulse (Nordic Aluminium)

**HOW TO CREATE THE CODE:**

COMPULSORY CHOICE
OPTIONAL CHOICE

| CODE | Micro diff. | Dali | K | | Col. |
|---|---|---|---|---|---|
| ### | X | D | .4 | / | 01 02 |
| BASE CODE | MICROPRISMATIC DIFFUSER | DIMM | KELVIN | | COLOUR |

K ° KELVIN

lm product +5%

Col. COLORI / FINISHINGS

- **01** - bianco - white
- **02** - nero - black
- **27** - ossidato alluminio - oxidised aluminium
- **49** - moka - moka - moka

VERSIONI OPZIONALI | OPTIONAL VERSION

DIMMERABILE DALI
DIMMABLE DALI
**D**

**X**

diffusore microprismatico a luminanza controllata (conforme normativa EN 12464-1)microprismatic diffuser controlled luminance (conforms to standard EN 12464-1) Lumen product +18%

ACCESSORI | ACCESSORIES
LTF2.###

DATI FOTOMETRICI | PHOTOMETRIC DATA

**FILE2 opal LED**

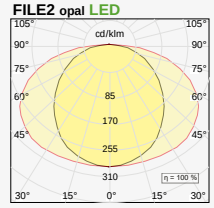


**FILE2 microprismatic LED**

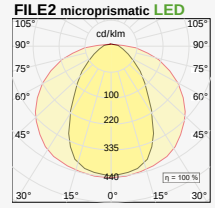

IT Binario elettrificato misto trifase (tre fasi e un neutro max 16A) con due conduttori aggiuntivi per la gestione di un qualsiasi segnale digitale o analogico (1-10V, DALI, dmx, Ion, eib, ecc). La struttura è costituita da un estruso in alluminio verniciato a polveri epossidiche che incorpora quattro conduttori in rame (tre fasi e un neutro max 16A) e due conduttori in rame per il segnale di controllo, isolati mediante canalina in PVC. Conduttore di terra 4mm² incorporato nell'alluminio. Possibilità di gestione separata di tre circuiti On/Off oppure di gestione tramite segnale digitale (DALI). Il sistema è certificato secondo la norma EN 60570 e la sua installazione deve essere eseguita da personale qualificato e secondo la normativa d'installazione elettrica vigente. Sono previsti quattro tipi di fissaggio: direttamente a soffitto o a parete (in verticale), utilizzando le asole già previste nel binario, a soffitto o a parete (in verticale) tramite la clip metallica (da ordinare a parte), appeso tramite i kit di sospensione (da ordinare a parte) o a controsoffitto/a incasso senza superare i carichi massimi specificati. Da utilizzare con proiettori dotati di adattatore Eurostandard (per funzionamento standard) o DALI-Stucchi (per funzionamento DALI).

EN 3 phase mixed-system electrified track, with two additional conductors to manage a general digital or analogic signal (1-10V, DALI, dmx, Ion, eib, etc.). Body made of powder coated extruded aluminum, housing four copper conductors (three phases and one neutral 16A) and two copper conductors for the data signal, insulated in PVC. 4mm²-section earth conductor incorporated in the extrusion. Arranged for ON/OFF separate three-circuit switch or management through digital signal (DALI). EN 60570 certified. Its installation must be accomplished by highly qualified personnel. Four possible installation systems: directly on ceiling/wall by using the needlepoints provided on the track, on ceiling/wall by using the metal clips (order separately), hanging by using the suspension kits (order separatey) or recessed, without exceeding the maximum loads. To be used with projectors provided with Eurostandard adapter (for standard use) or with DALI-Stucchi adapter (for DALI use).

DE Elektrifizierte Schiene 3-Phasen (3-Phasen + Nullleiter max 16A) mit zwei zusätzlichen Leitern für die Leitung von jedem digitalen oder analogischen Signal (1-10V, DALI, dmx, Ion, eib, usw.). Die Struktur besteht aus extrudiertem Aluminium mit Epoxid-Pulverbeschichtung Fließpressteil aus lackiertem Aluminium mit vier Kupferleitern (3-Phasen + Nullleiter max 16A) und mit zwei durch Leitungsrohr aus PVC isolierten Kupferleitern für das Steuersignal. Der 4mm² Leitungsrohr ist in dem Aluminiumgehäuse eingebaut. Getrennte Leitung von drei Ein/Aus Stromkreisen oder Leitung durch das digitale Signal (DALI). Das System ist nach der Norm EN 60570 zertifiziert und seine Installation muss vom Fachpersonal und nach der geltenden Rechtsvorschrift der Gemeinschaft über elektrische Sicherheit durchgeführt werden. Vier Befestigungsarten sind möglich: Decken- oder Wandausführung (vertikal), durch diein den Schienen schon vorhandenen Löcher, Decken- oder Wandausführung (vertikal) durch eine Metallklammer (separat zu bestellen), Befestigung dank Aufhängungsset (separat zu bestellen) oder durch Montage in abgehängter Decke/Einbaueinheiten, ohne die angegebenen Höchstlasten überzuschreiten. Nur für Projektoren mit Eurostandard Adapter (für Standardbetrieb) oder mit DALI-Stucchi Adapter (für DALI-Betrieb).

# TRACKS

EN Raíl electrificado mixto trifase (tres fases y un neutro max. 16 A) con dos conductores más para la gestión de cualquier señal digital o analógica (1-10V, DALI, dmx, Ion, eib, ecc.). La estructura es de estruso aluminio barnizado con polvos epoxy que incorpora cuatro conductores de cobre (tres fases y un neutro max 16 A) y dos conductores de cobre para la señal de control, aislados mediante una canalita de PVC. Conductor de tierra de 4mm incorporado en el aluminio. Posibilidad de la gestión separada de tres circuitos On/Off o de la gestión a través de señal digital (DALI). El sistema está certificado según las norma EN 60570 y su instalación debe ser realizada por personal cualificado y según las normas de instalación vigentes. Están previstos cuatro tipos de instalación: directamente a techo o a pared (en vertical), utilizando los agujeros ya existentes en el raíl, a techo o a pared (en vertical) mediante enganche metálico (a pedir por separado), suspendido mediante kit de suspensión (a pedir por separado), o en falso techo/empotrado sin que supere el pedo máximo especificado. A utilizar con proyectores dotados de adaptador Euroestandard (para el funcionamiento estándard) o con adaptadores DALI-Stucchi (para funcionamiento DALI).

FR Rail électrifié mixte triphasé (trois phases et un neutre max 16A) avec deux conducteurs supplémentaires pour la gestion de tout signal numérique ou analogique (1-10V, DALI, dmx, Ion, eib, etc). La structure se compose d'aluminium extrudé peint à poudres époxydiques incorporant quatre conducteurs en cuivre (trois phases et un neutre max 16A) et deux conducteurs en cuivre pour le signal de commande, isolés par un caniveau de câble en PVC. Conducteur de terre 4mm² incorporé dans l'aluminium. Possibilité de gestion séparée de trois circuits On/Off ou le gestion au moyen du signal numérique (DALI). Le système est certifié selon la norme EN 60570 et son montage doit s'effectuer par un personnel qualifié et selon la réglementation d'installation électrique en vigueur. Quatre types de fixations sont disponibles: directement à plafond ou murale (en vertical), en utilisant les oeillets déjà inclues dans le rail, à plafond ou murales (en vertical) au moyen de la clip métallique (à commander séparément), suspendu à l'aide des kits de suspension (à commander séparément) ou à faux plafond/encastré sans dépasser les charges maximales spécifiées. A utiliser avec des projecteurs pourvus d'adaptateur Eurostandard (pour fonctionnement standard) ou DALI-Stucchi (pour fonctionnement DALI).

COS STORE FIRENZE
PROJECT STUDIO SGARGI
PHOTO A. CIAMPI

## MODULO BINARIO EUROSTANDARD 230V ON/OFF - DALI - 1-10V

230V TRACK MODULE

| Dim.mm | L.mm | Kg | CODE | | Col. |
|---|---|---|---|---|---|
| 31,4x37,8 | 1000 | 0.92 | LT9001.1 | / | 01 02 |
| 31,4x37,8 | 2000 | 1.83 | LT9002.1 | | |
| 31,4x37,8 | 3000 | 2.75 | LT9003.1 | | |

Da completare con gli accessori | To complete with accessories

## MODULO BINARIO DA INCASSO EUROSTANDARD 230V

230V TRACK MODULE

| Dim.mm | L.mm | CODE | | Col. |
|---|---|---|---|---|
| 52x37,8 | 1000 | LT9011.1 | / | 01 02 |
| 52x37,8 | 2000 | LT9012.1 | | |
| 52x37,8 | 3000 | LT9013.1 | | |

Da completare con gli accessori | To complete with accessories |

## TAPPO DI CHIUSURA

BLIND END TRACK SYSTEM

| CODE | | Col. |
|---|---|---|
| LT9033.1 | / | 01 02 |

## TRACKS TAPPO DI CHIUSURA PER BINARIO DA INCASSO

RECESSED END CAP

| CODE | | Col. |
|---|---|---|
| LT9033IN.1 | / | 01 02 |

## TRACKS STAFFA PER CARTONGESSO PER BINARIO DA INCASSO

| CODE |
|---|
| LT9041.1 |

## GIUNTO LINEARE

CONNECTOR FOR TRACK SYSTEM

| CODE | | Col. |
|---|---|---|
| LT9023.1 | / | 01 02 |

VERSIONI OPZIONALI | OPTIONAL VERSION

**01** - bianco - white

**02** - nero - black

## ALIMENTAZIONE DI TESTA DX
RIGHT HEAD FEED FOR TRACK SYSTEM

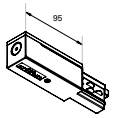


| CODE | | Col. |
|---|---|---|
| LT9020.1 | / | 01<br>02 |

Possibilità di gestione separata di tre circuiti On/Off oppure di gestione tramite segnale digitale (DALI). | Arranged for ON/OFF separate three-circuit switch or management through digital signal (DALI).

## ALIMENTAZIONE DI TESTA SX
LEFT HEAD FEED FOR TRACK SYSTEM

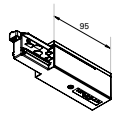


| CODE | | Col. |
|---|---|---|
| LT9021.1 | / | 01<br>02 |

Possibilità di gestione separata di tre circuiti On/Off oppure di gestione tramite segnale digitale (DALI). | Arranged for ON/OFF separate three-circuit switch or management through digital signal (DALI).

## COPERTURA PER ALIMENTATORE DI TESTA
COVER HEAD FEED

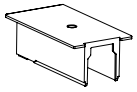

| CODE | | Col. |
|---|---|---|
| LT9050.1 | / | 01<br>02 |

## ALIMENTATORE CENTRALE
MID FEED

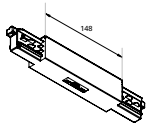


| CODE | | Col. |
|---|---|---|
| LT9022.1 | / | 01<br>02 |

Possibilità di gestione separata di tre circuiti On/Off oppure di gestione tramite segnale digitale (DALI)/ Arranged for ON/OFF separate three-circuit switch or management through digital signal (DALI)

## COPERTURA PER ALIMENTATORE CENTRALE
COVER MID FEED

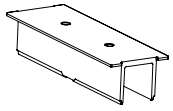

| CODE | | Col. |
|---|---|---|
| LT9051.1 | / | 01<br>02 |

## GIUNTO "L"
"L" JOINT

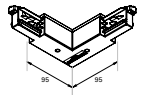


| Dim.mm | L.mm | CODE | | Col. |
|---|---|---|---|---|
| esterno | 95x95 | LT9026.1 | / | 01 |
| interno | 95x95 | LT9027.1 | | 02 |

## COPERTURA PER GIUNTO A "L"
COVER "L" JOINT

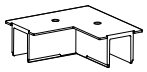

| CODE | | Col. |
|---|---|---|
| LT9052.1 | / | 01 02 |

## GIUNTO "T"
"T" JOINT- JUNTO "T"

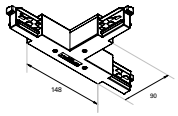

| Dim.mm | L.mm | CODE | | Col. |
|---|---|---|---|---|
| esterno dx | 148x90 | LT9028.1 | / | 01 02 |
| esterno sx | 148x90 | LT9029.1 | | |
| interno dx | 148x90 | LT9030.1 | | |
| interno sx | 148x90 | LT9031.1 | | |

## COPERTURA PER GIUNTO A "T"
COVER "T" JOINT- PARA JUNTO "T"

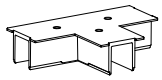

| CODE | | Col. |
|---|---|---|
| LT9053.1 | / | 01 02 |

## GIUNTO "X"
"X" JOINT

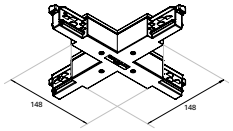

| Dim.mm | CODE | | Col. |
|---|---|---|---|
| 148x148 | LT9032.1 | / | 01 02 |

## COPERTURA PER GIUNTO A "X"
COVER "X" JOINT

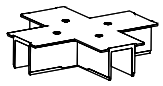

| CODE | | Col. |
|---|---|---|
| LT9054.1 | / | 01 02 |

## CURVA REGOLABILE 60°-360°
FLEXIBLE CORNER CONNECTOR 0°-360°

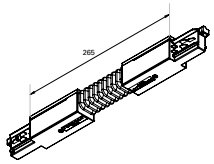

| CODE | | Col. |
|---|---|---|
| LT9025.1 | / | 01 02 |

## COPRIFILO IP40

CABLE COVER IP40

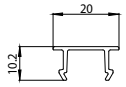


| CODE | Col. |
|---|---|
| LT9040.1 | / 01 |

## STAFFA DI FISSAGGIO A SOFFITTO

CEILING CLIP

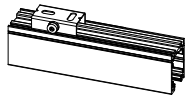

| CODE |
|---|
| LT9038.1 |

## UTENSILE PER PIEGATURA

BENDING TOOL

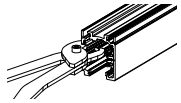

| CODE |
|---|
| LT9043.1 |

## GIUNTO PER SOSPENSIONE

CONNECTOR FOR SUSPENDED TRACK

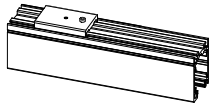

| CODE | |
|---|---|
| LT9034.1 | / 01<br>02 |

## SOSPENSIONE CON CAVO DI ACCIAIO

STEEL SUSPENSION CABLE

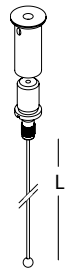


| CODE |
|---|
| LT9036.1 |

**01** - bianco - white

**02** - nero - black

## SCHEMA D'UTILIZZO - HOWTO FIT

### SCELTA DELLE CONNESSIONI - CHOICE OF CONNECTIONS

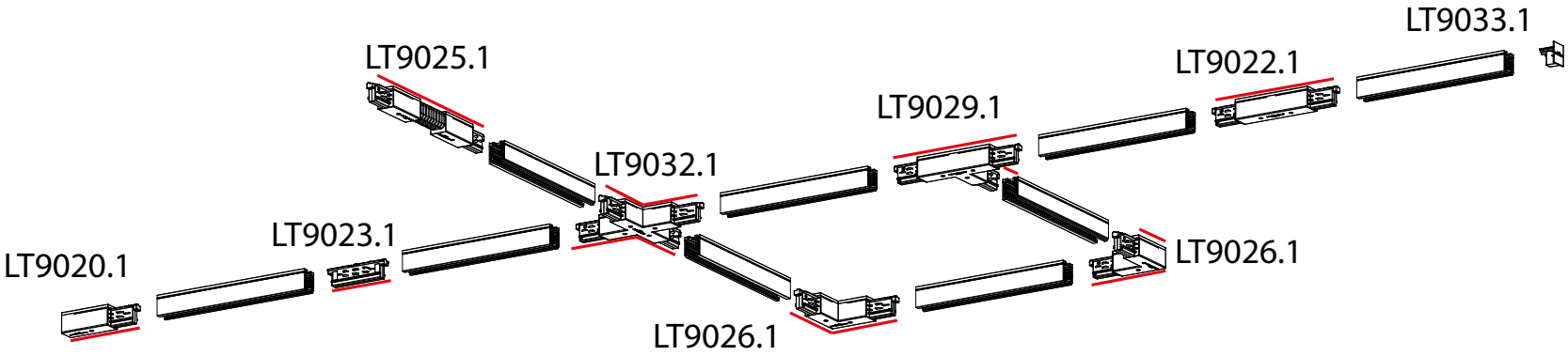


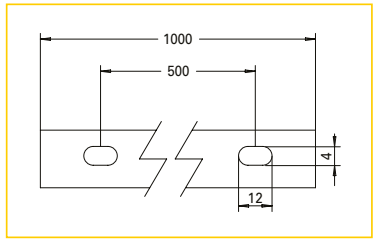


Fig. 1 Posizione asole
Pic. 1 Needle points position

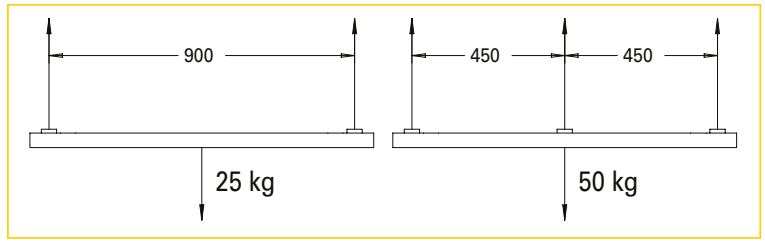


Fig. 2 Schema di carico
Pic. 2 Load scheme

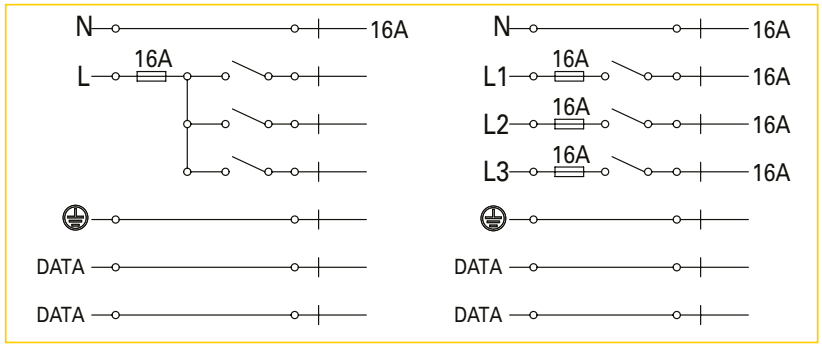


Fig. 3 Schema elettrico
Pic. 3 Electrical scheme

IT Proiettori da parete o soffitto orientabili per lampade prefocalizzate LED o alogene QR-LP 111 e QR-CB 51 12V/230V. Completi di trasformatore 12V/230V o gruppo di alimentazione 230V/240V elettronici inclusi nella base di fissaggio. Base, asta e gruppo ottico in metallo finitura cromata o mista verniciata e cromata. Snodi di rotazione e particolari meccanici in acciaio finitura cromata. Orientabilità 355° sull'asse orizzontale e +/- 90° su quello verticale.

EN Wall and ceiling professional projectors for 12V/230V QR-LP 111 and QR-CB 51 LED/ halogen. Complete with electronic 12V/230V transformer or 230V/240V control-gear box included within the mounting base. Base, adjustable rod and optical group in chromed or chromed and painted metal. Joints and mechanical details in chromed steel. 355° horizontally and +/- 90° vertically adjustable.

DE Professional Strahler für Wand- und Deckenmontage für LED-/Halogenleuchten des Typs QRLP 111 und QR-CB 51 (12 V/230 V). Komplett mit elektronischem 12V-/230V-Transformator oder 230V-/240V-Steuergerät, integriert in den Montagesockel. Sockel, Verstellstange und Optik aus verchromtem Metal oder aus verchromtem und lackiertem Metall. Gelenke und mechanische Teile aus verchromtem Stahl. Um 355° horizontal und um ±90° vertikal verstellbar.

ES Proyectores de pared o techo orientables para lámparas prefocalizadas LED o halógenas QR-LP 111 y QR.CB 51 12V/230V. Con transformador 12V/230V o grupo de alimentación electrónicos 230V/240V incluidos en la base fijación. Base, brazo y grupo óptico en metal acabado cromado o pintado/cromado. Codos de rotación y detalles mecánicos en acero con acabado cromado. Orientabilidad de 355° sobre el eje horizontal y de 0° a 90° sobre le vertical.

FR Projecteurs professionnels montés au mur et au plafond pour les lampes LED/halogènes QR-LP 111 et QR-CB 51 12 V/230 V. Complets avec le transformateur électronique de 12 V/230 V groupe d'alimentation électronique de 230 V/240 V compris dans le socle. Socle de fixation, tige réglable et groupe optique en métal chromé ou chromé et peint. Joints de rotation et détails mécaniques en acier chromé. Réglables de 355° à l'horizontale et de +/-90° à la verticale.

# EXTENSOR



RISTORANTE NETTUNO RIMINI - ITALY
PROJECT ARCH. M. MORANDI
PHOTO M. FLORES

WEGA

ROCHE BOBOIS ROMA - ITALY
PHOTO G.CONESE

## EXTENSOR 1

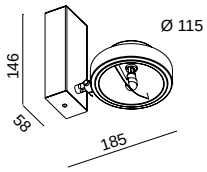


| | W | Kg | CODE | Col. |
|---|---|---|---|---|
| QR-LP 111 G53 12V | 1x60 | 0.45 | LT1401 | / 03 21 22 |

B→C IP20

## EXTENSOR 2

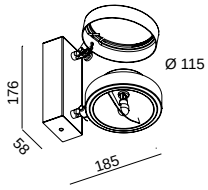


| | W | Kg | CODE | Col. |
|---|---|---|---|---|
| QR-LP 111 G53 12V | 2x50 | 0.63 | LT1405 | / 03 21 22 |

B→C IP20

## EXTENSOR 1C

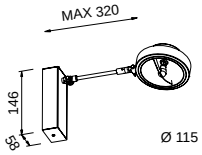


| | W | Kg | CODE | Col. |
|---|---|---|---|---|
| QR-LP 111 G53 12V | 1x60 | 0.51 | LT1411 | / 03 21 22 |

B→C IP20

Col. COLORI / FINISHINGS

**03** - cromo - chrome

**21** - bianco - cromo - white - chrome

**22** - bianco - cromo satinato - white - brushed chrome

ACCESSORI | ACCESSORIES

LT9884 honey comb
p. 611

IT Compatibilità trasformatori 230V/12V con lampade LED. I trasformatori 230Vac/12Vac presentati in questo catalogo sono testati con i principali produttori di lampade LED. A causa della velocità dell'adeguamento tecnologico di queste ultime, Lucifero's non può garantire una compatibilità universale delle stesse con i propri trasformatori. Il peso massimo consentito delle lampade LED QR-LP 111 sui nostri proiettori è di 275 g. | EN 230V/12V transformer's compatibility with LED lamps : the 230Vac/12Vac transformers presented on this catalogue have been tested with the leading LED lamps manufacturers. Due to the pace of the technological update of them, Lucifero's cannot guarantee their universal compatibility with its transformers. The maximum allowed weight of 12V QR-LP 111 LED lamps is of 275 gr. | DE Die in diesem Katalog angegebenen 230VAC-/12VAC-Transformatoren wurden mit LED-Lampen der führenden Hersteller getestet. Aufgrund des stetigen technologischen Fortschritts auf dem Gebiet der LED-Lampen kann Lucifero's keine universelle Kompatibilität gewährleisten. Das max. zulässige Gewicht der LED-Lampen des Typs QR-LP 111 (12 V) beträgt 275 g. | ES Compatibilidad transformadores 230V/12V con lamparas LED: los transformadores 230Vac/12Vac presentados en este catálogo han sido testados con los principales productores de lámparas LED. Debido a la rápida evolución tecnológica de estas, Lucifero's no puede garantizar una compatibilidad universal de las mismas con nuestros transformadores. El peso máximo admisible de las lámparas LED QR-LP 111 para nuestros proyectores es de 275gr.| FR Les transformateurs de 230/12 VCA présentés dans ce catalogue ont été testés avec les fabricants de lampes LED de premier plan. En raison de leur modernisation technologique, Lucifero's ne peut pas garantir leur compatibilité universelle avec ses transformateurs. Le poids autorisé maximum des lampes LED de 12 V QR-LP 111 est de 275 grammes.

## EXTENSOR FOCUS 1

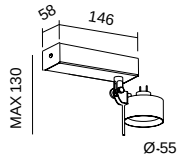


| | W | Kg | CODE | | Col. |
|---|---|---|---|---|---|
| QR-CB51 GU5,3 12V | 1x LED/Halo max 50 | 0.44 | **LT1456** | / | **03 21 22** |

**Accessori - accessories**
**LT9884: anti abbagliamento honey comb - Anti glare honey comb**

## EXTENSOR FOCUS 2

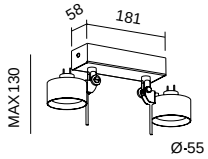


| | W | Kg | CODE | | Col. |
|---|---|---|---|---|---|
| QR-CB51 GU5,3 12V | 2x LED/Halo max 50 | 0.54 | **LT1457** | / | **03 21 22** |

**Accessori - accessories**
**LT9884: anti abbagliamento honey comb - Anti glare honey comb**

Accessori- Accessories

## HONEY COMB

HONEY COMB LOUVER

| | | | CODE | | |
|---|---|---|---|---|---|
| | | | **LT9884** | | |

(IT) Collezione di lampade da parete/soffitto per interni a luce di proiezione orientabile. Corpi, bracci, snodo pluridirezionale in ottone. Finiture con trattamento galvanico o ottone naturale non verniciato. Cablaggi per lampade alogene 230V tensione di rete 12V o bassissima tensione.

(EN) Collection of wall/ceiling indoor adjustable lamp. Body, arms, adjustable joint are made of brass.Natural or galvanized finishing. Halogen 12V low voltage wiring or 230V main voltage.

(DE) Wand-/Deckenleuchten-Kollektion für Innenräume mit verstellbarem Lichtkegel. Korpus, Arme und Drehgelenk aus Messing. In Naturoptik oder galvanisierter Optik. Halogenlampe, 230 V Netzspannung Nieder- oder Kleinspannungslampen. Schutzart IP20

(ES) Colección de lámparas de pared/techo de interior con luz de proyección orientable. Cuerpos, brazos y codos pluri direccionales en latón. Acabado galvanizado o latón no barnizado. Cableados para lámparas halógenas 230V tensión de red o 12V a bajísima tensión.

(FR) Collection d'appliques/plafonniers d'intérieur avec lampe réglable. Le corps, les bras et le joint réglable sont en laiton. Finition naturelle ou galvanisée. Tension principale de 230 V de l'halogène lampes à basse tension ou très basse tension. Degré de protection IP20.

## ORION 1

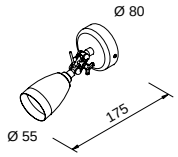


| | W | | CODE | | Col. |
|---|---|---|---|---|---|
| QPAR16 GU10 230V | 1x Led/Halo max 50 | | **OR11** | / | **03 08 17** |

Attenzione non utilizzare lampadine di altezza superiore a 60 mm | Warning do not use lamps over 60 mm lenght

## ORION 2

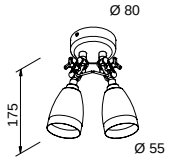


| | W | | CODE | | Col. |
|---|---|---|---|---|---|
| QPAR16 GU10 230V | 2x Led/Halo max 50 | | **OR12** | / | **03 08 17** |

Attenzione non utilizzare lampadine di altezza superiore a 60 mm | warning do not use lamps over 60 mm lenght

## ORION F1

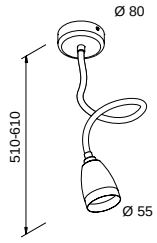


| | W | L.mm | CODE | | Col. |
|---|---|---|---|---|---|
| QPAR16 GU10 230V | 1x Led/Halo max 50 | 510 | **OR141** | / | **03 08 17** |
| | 1x Led/Halo max 50 | 610 | **OR151** | | |

Attenzione non utilizzare lampadine di altezza superiore a 60 mm | warning do not use lamps over 60 mm lenght

## ORION F2

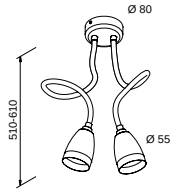


| | W | L.mm | CODE | | Col. |
|---|---|---|---|---|---|
| QPAR16 GU10 230V | 2x Led/Halo max 50 | 510 | **OR142** | / | **03 08 17** |
| | 2x Led/Halo max 50 | 610 | **OR152** | | |

Attenzione non utilizzare lampadine di altezza superiore a 60 mm | warning do not use lamps over 60 mm lenght

**03** - cromo - chrome
**06** - nichel satinato - brushed nichel
**08** - ottone brunito - burnished brass
**17** - ottone naturale - natural brass

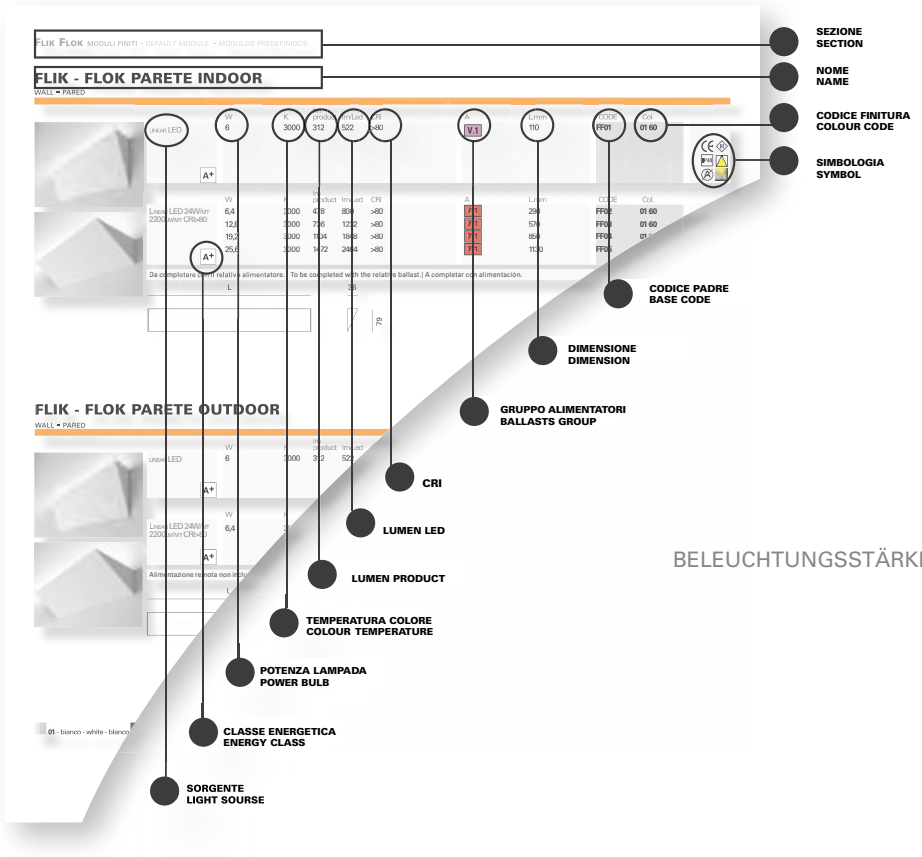


# GUIDA ALLA LETTURA
# READING GUIDE
# GUIDE DE LECTURE
# GUÍA DE LECTURA
# LESELEITFADEN

ALIMENTATORI - POWER SUPPLIERS
EINSCHLIESSLICH - ALIMENTADORES - BALLAST p. 731

LIVELLO DI ILLUMINAMENTO - LIGHTING LEVEL
BELEUCHTUNGSSTÄRKE (LUX) - NIVEL DE ILUMINACION - NIVEAU D'ECLAIRAGE p. 725

LAMPADINE - BULBS
LEUCHTMITTEL - BOMBILLAS - AMPOULES p. 731

TAGLI A MISURA - CUSTOM CUTS
MASSGESCHNEIDERTE ZUSCHNITTE - CORTADO A LA MEDIDA - DECOUPES SUR MESURE p. 727

SIMBOLOGIA - SYMBOLS
SYMBOLERLAUTERUNG - PICTOGRAFIA - PICTOGRAPHIE p.836

COLORI - COLOURS
FARBEN - ACABADOS COULEURS p.837

INDICE CODICI - INDEX CODE p.837

| | | ON/ OFF | TAGLIO DI FASE TRAILING EDGE - LEADING EDGE | DALI | PUSH & DIMM | 1-10 V | I | V IN | V OUT RANGE | W | LXPXH (MM) | Ø (MM) | IP |
|---|---|---|---|---|---|---|---|---|---|---|---|---|---|
| 3.1 | AE350.8C | ● | | | | | 350 | 100÷240V | 0÷24 | 0÷8 | 35x60x21,5 | 42 | 20 |
| | AE350.10C | ● | | | | | 350 | 220÷240V | 9÷31 | 3÷10 | 37x80x21 | 45 | 20 |
| | AE350.10CD | ● | ● | | | | 350 | 220÷240V | 9÷31 | 3÷10 | 37x80x21 | 45 | 20 |
| | AE700.20CD.MP to be set at 350mA | ● | | ● | | | 350 | 100÷264V | 0÷43 | 0÷15 | 52x111x22 | 55 | 20 |
| | AE700.20C.10V.MP to be set at 350mA | ● | | | ● | ● | 350 | 100÷264V | 0÷57 | 0÷15 | 52x111x22 | 55 | 20 |
| 3.2 | AE350.12C | ● | | | | | 350 | 220÷240V | 8÷36 | 3÷12 | 45x123x19 | 49 | 20 |
| | AE350.16CD | ● | ● | | | | 350 | 220÷240V | 29÷46 | 10÷16 | 38x131x29 | 46 | 20 |
| | AE700.20CD.MP to be set at 350mA | ● | | ● | | | 350 | 100÷264V | 0÷43 | 0÷15 | 52x111x22 | 55 | 20 |
| | AE700.20C.10V.MP to be set at 350mA | ● | | | ● | ● | 350 | 100÷264V | 0÷57 | 0÷15 | 52x111x22 | 55 | 20 |
| 3.3 | AE350.16C | ● | | | | | 350 | 220÷240V | 12÷46 | 4,2÷16 | 131x38x29 | 46 | 20 |
| | AE350.16CD | ● | ● | | | | 350 | 220÷240V | 29÷46 | 10÷16 | 38x131x29 | 46 | 20 |
| 3.4 | AE350.16C | ● | | | | | 350 | 220÷240V | 12÷46 | 4,2÷16 | 131x38x29 | 46 | 20 |
| | AE350.16CD | ● | ● | | | | 350 | 220÷240V | 29÷46 | 10÷16 | 38x131x29 | 46 | 20 |
| | AE350.25C | ● | | | | | 350 | 198-264Vac | 10÷72 | 5÷25 | 131x38x29 | 46 | 20 |
| | AE350.25CD | ● | ● | | | | 350 | 198-264Vac | 45÷72 | 16÷25 | 131x38x29 | 46 | 20 |
| | AE350.50C | ● | | | | | 350 | 198÷264V | 66÷143 | 23÷50 | 70,2x170,5x32 | 73 | 20 |
| | AE700.20CD.MP to be set at 350mA | ● | | ● | | | 350 | 100÷264V | 0÷43 | 0÷15 | 52x111x22 | 55 | 20 |
| | AE700.20C.10V.MP to be set at 350mA | ● | | | ● | ● | 350 | 100÷264V | 0÷57 | 0÷15 | 52x111x22 | 55 | 20 |
| | AE700.50CD.MP to be set at 350mA | ● | | ● | ● | ● | 350 | 99÷264V | 0÷112 | 0÷40 | 124X79X22 | 84 | 20 |
| | AE1050.50CD.MP to be set at 350mA | ● | | ● | ● | ● | 350 | 220÷240V | 0÷74 | 0÷25 | 79x124x22 | 84 | 20 |

| | | ON/ OFF | TAGLIO DI FASE TRAILING EDGE LEADING EDGE | DALI | PUSH & DIMM | 1-10 V | I | V IN | V OUT RANGE | W | LXPXH (MM) | Ø (MM) | IP |
|---|---|---|---|---|---|---|---|---|---|---|---|---|---|
| 5.1 | AE500.6C | ● | | | | | 500 | 90÷264V | 0÷12 | 0÷6 | 68x35x21.5 | 38 | 20 |
| | AE500.20C1 | ● | | | | | 500 | 100÷264V | 0÷45 | 0÷20 | 38x122x28 | 48 | 20 |
| | AE700.20C.MP to be set at 500mA | ● | | | | | 500 | 198÷264V | 0÷40 | 0÷20 | 111X52X22 | 55 | 20 |
| | AE700.20CD.MP to be set at 500mA | ● | | ● | | | 500 | 100÷264V | 0÷43 | 0÷20 | 52x111x22 | 55 | 20 |
| | AE700.20C.10V.MP to be set at 500mA | ● | | | ● | ● | 500 | 100÷264V | 0÷43 | 0÷20 | 52x111x22 | 55 | 20 |
| | AE700.32CD.MP to be set at 500mA | ● | | ● | | | 500 | 100÷264V | 0÷47 | 0÷24 | 67x103x21 | 72 | 20 |
| | AE1050.50C.MP to be set at 500mA | ● | | | | | 500 | 220÷240V | 0÷72 | 0÷35 | 79x124x22 | 84 | 20 |
| 5.2 | AE500.20C1 | ● | | | | | 500 | 100÷264V | 0÷45 | 0÷20 | 38x122x28 | 48 | 20 |
| | AE700.32CD.MP to be set at 500mA | ● | | ● | | | 500 | 100÷264V | 0÷47 | 0÷24 | 67x103x21 | 72 | 20 |
| | AE700.32C.10V.MP to be set at 500mA | ● | | | ● | ● | 500 | 100÷264V | 0÷47 | 0÷24 | 67x103x21 | 72 | 20 |
| | AE1050.50C.MP to be set at 500mA | ● | | | | | 500 | 220÷240V | 0÷72 | 0÷35 | 79x124x22 | 84 | 20 |
| | AE1050.50CD.MP to be set at 500mA | ● | | ● | ● | ● | 500 | 220÷240V | 0÷74 | 0÷35 | 79x124x22 | 84 | 20 |
| 5.3 | AE500.25C | ● | | | | | 500 | 100÷264V | 10÷50 | 5÷25 | 38x131x29 | 46 | 20 |
| | AE500.25CD | ● | ● | | | | 500 | 220÷240V | 32÷5 | 16÷25 | 38x131x29 | 46 | 20 |
| 5.4 | AE500.25C | ● | | | | | 500 | 100÷264V | 10÷50 | 5÷25 | 38x131x29 | 46 | 20 |
| | AE500.25CD | ● | ● | | | | 500 | 220÷240V | 32÷5 | 16÷25 | 38x131x29 | 46 | 20 |
| | AE700.32CD.MP to be set at 500mA | ● | | ● | | | 500 | 100÷264V | 0÷47 | 0÷24 | 67x103x21 | 72 | 20 |
| | AE700.32C.10V.MP to be set at 500mA | ● | | | ● | ● | 500 | 100÷264V | 0÷47 | 0÷24 | 67x103x21 | 72 | 20 |
| 5.5 | AE500.6C | ● | | | | | 500 | 90÷264V | 0÷12 | 0÷6 | 68x35x21.5 | 38 | 20 |
| | AE500.10C | ● | | | | | 500 | 220÷240V | 9÷21 | 4÷10 | 37x80x21 | 46 | 0 |
| | AE500.10CD | ● | ● | | | | 500 | 220÷240V | 9÷21 | 4÷10 | 37x80x21 | 46 | 0 |
| | AE700.20C.MP to be set at 500mA | ● | | | | | 500 | 198÷264V | 0÷40 | 0÷20 | 111X52X22 | 55 | 20 |
| | AE700.20CD.MP to be set at 500mA | ● | | ● | | | 500 | 100÷264V | 0÷43 | 0÷20 | 52x111x22 | 55 | 20 |
| | AE700.20C.10V.MP to be set at 500mA | ● | | | ● | ● | 500 | 100÷264V | 0÷43 | 0÷20 | 52x111x22 | 55 | 20 |
| | AE500.16C | ● | | | | | 500 | 220-240Vac | 0:43V | 0:16 | 131x38x29 | 46 | 20 |
| | AE500.16CD | ● | ● | | | | 500 | 220÷240V | 20÷32 | 10÷16 | 38x131x29 | 46 | 20 |
| | AE500.25C | ● | | | | | 500 | 100÷264V | 10÷50 | 5÷25 | 38x131x29 | 46 | 20 |
| | AE500.25CD | ● | ● | | | | 500 | 220÷240V | 32÷5 | 16÷25 | 38x131x29 | 46 | 20 |

| | | ON/ OFF | TAGLIO DI FASE TRAILING EDGE LEADING EDGE | DALI | PUSH & DIMM | 1-10 V | I | V IN | V OUT RANGE | W | LXPXH (MM) | Ø (MM) | IP |
|---|---|---|---|---|---|---|---|---|---|---|---|---|---|
| 7.1 | AE700.11C | ● | | | | | 700 | 220÷240V | 0÷16 | 0÷11 | 22X158X19 | 32 | 20 |
| | AE700.10CD | ● | ● | | | | 700 | 220÷240V | 6÷16 | 4÷10 | 37X80X21 | 45 | 20 |
| | AE700.20CD.MP to be set at 700mA | ● | | ● | | | 700 | 100÷264V | 0÷28 | 0÷20 | 52x111x22 | 55 | 20 |
| | AE700.20C.10V.MP to be set at 700mA | ● | | | ● | ● | 700 | 100÷264V | 0÷28 | 0÷20 | 52x111x22 | 55 | 20 |
| 7.2 | AE700.10C | ● | | | | | 700 | 220÷240V | 6÷16 | 4÷10 | 37X80X21 | 45 | 20 |
| | AE700.10CD | ● | ● | | | | 700 | 220÷240V | 6÷16 | 4÷10 | 37X80X21 | 45 | 20 |
| | AE700.20CD.MP to be set at 700mA | ● | | ● | | | 700 | 100÷264V | 0÷28 | 0÷20 | 52x111x22 | 55 | 20 |
| | AE700.20C.10V.MP to be set at 700mA | ● | | | ● | ● | 700 | 100÷264V | 0÷28 | 0÷20 | 52x111x22 | 55 | 20 |
| 7.3 | AE150.48V | ● | | | | | | 220-240V | 48 | 150 | 240X60X49 | 80 | 20 |
| | AE75.48V | ● | | | | | | 220-240V | 48 | 75 | 225x60x36 | 70 | 20 |
| | AE700.16C | ● | | | | | 700 | 198÷264V | 6÷23 | 4,2÷16 | 38x131x29 | 46 | 20 |
| | AE700.16CD | ● | ● | | | | 700 | 198÷264V | 14÷23 | 10÷16 | 38x131x29 | 46 | 20 |
| | AE700.25C | ● | | | | | 700 | 220÷240V | 21÷36 | 15÷25 | 38x131x29 | 46 | 20 |
| | AE700.40C | ● | | | | | 700 | 220÷240V | 20÷57 | 0÷40 | 83x170,5x32 | 85 | 0 |
| | AE700.25CD | ● | ● | | | | 700 | 220÷240V | 23÷37 | 16÷25 | 52x111x22 | 46 | 20 |
| | AE700.32CD.MP to be set at 700mA | ● | | ● | | | 700 | 100÷264V | 0÷46 | 0÷32 | 67x103x21 | 72 | 20 |
| | AE700.32C.10V.MP to be set at 700mA | ● | | | ● | ● | 700 | 100÷264V | 0÷46 | 0÷32 | 67x103x21 | 72 | 20 |
| 7.4 | AE700.25C | ● | | | | | 700 | 220÷240V | 21÷36 | 15÷25 | 38x131x29 | 46 | 20 |
| | AE700.25CD | ● | ● | | | | 700 | 220÷240V | 23÷37 | 16÷25 | 52x111x22 | 46 | 20 |
| 10.1 | AE1050.48C | ● | | | | | 1050 | 220÷240V | 22÷46 | 23÷48 | 71x171x32 | 76 | 20 |
| | AE1050.50CD.MP to be set at 1050mA | ● | | ● | ● | ● | 1050 | 220÷240V | 0÷35 | 0÷50 | 79x124x22 | 84 | 20 |
| T.1 | TRAS/70D | ● | ● | | | | 0 | 220÷240V | 12 | 2,5÷50Led 2,5÷70Hal | 107x32x20 | 40 | 20 |
| T.2 | TRAS/70D | ● | ● | | | | 0 | 220÷240V | 12 | 2,5÷50Led 2,5÷70Hal | 107x32x20 | 40 | 20 |
| | TRAS/105D | ● | ● | | | | 0 | 220÷240V | 12 | 2,5÷55Led 2,5÷105Hal | 117x35x22 | 42 | 20 |

| | | ON/ OFF | TAGLIO DI FASE TRAILING EDGE - LEADING EDGE | DALI | PUSH & DIMM | 1-10 V | I | V IN | V OUT RANGE | W | LXPXH (MM) | Ø (MM) | IP |
|---|---|---|---|---|---|---|---|---|---|---|---|---|---|
| V.1 | AE30.24VL | ● | | | | | | 220-240 Vac | 24Vdc | 30 | 251X30X16H | 34 | 20 |
| | AE60.24VIP | ● | | | | | | 220-240Vac | 24Vdc | 60 | 198x44x40 | 60 | 65 |
| V.2 | AE20.24V | ● | | | | | | 220-240 Vac | 24Vdc | 20 | 131x38x29 | 48 | 20 |
| | AE25.24VIP | ● | | | | | | 220-240Vac | 24Vdc | 25 | 150x40x30 | 50 | 65 |
| | AE30.24VL | ● | | | | | | 220-240 Vac | 24Vdc | 30 | 251X30X16H | 34 | 20 |
| | AE50.24V | ● | | | | | | 220-240Vac | 24Vdc | 50 | 225x60x36 | 70 | 20 |
| | AE60.24VIP | ● | | | | | | 220-240Vac | 24Vdc | 60 | 198x44x40 | 60 | 65 |
| | AE75.24V | ● | | | | | | 210-230 Vac | 24Vdc | 75 | 194X63X30h | 65 | 20 |
| | AE75D.24V | ● | | ● | | | | 220-240Vac | 24Vdc | 75 | 220x47x44 | 65 | 0 |
| | AE100.1.24V | ● | | | | | | 220-240Vac | 24 Vdc | 100 | 201x70x35 | 79 | 20 |
| | AE100.24VIP | ● | | | | | | 220-240Vac | 24Vdc | 100 | 270x63 H40,5 | 76 | 67 |
| | AE100D.24V | ● | | ● | | | | 100-250Vac | 24Vdc | 100 | 210x75x35 | 83 | 20 |
| | AE150.24VIP | ● | | | | | | 120-240Vac | 24Vdc | 150 | 210x69x37 | 78 | 67 |
| | AE150D.24VIP | ● | | ● | | | | 220-240Vac | 24Vdc | 150 | 220x63x35 | 73 | 67 |
| V.3 | AE100.48V | ● | | | | | | 90-264V | 48V | 100 | 200,5x69,5x39 | 80 | 20 |
| | AE50.48V | ● | | | | | | 220-240V | 48 | 50 | 225x60x36 | 70 | 20 |
| WD | AE1050.18CD. MP to be set at 1050mA | | | ● | | | 1050 | 220÷240V | | 0÷18 | | | 0 |

## LIVELLO DI ILLUMINAMENTO

## LIGHTING LEVEL - BELEUCHTUNGSSTÄRKE - NIVEL DE ILUMINACION (LUX) - NIVEAU D'ECLAIRAGE UNI 10380/A1

| | | | | | |
|---|---|---|---|---|---|
| | Ambienti medici: 500 750 1000<br>camere di degenza, sale operatorie, ambulatori, pronto soccorso, corsie, camere asettiche | Medical space: 500 750 1000<br>medical rooms, operating rooms, autpatient wards, emergency treatment rooms, wards, aseptic rooms | Entornos medicos: 500 750 1000<br>habitaciones de los pacientes, salas operatoria, sala operatoria, la ciurgia, Primeros auxilios, paillos, salas blancas | Domaine médical : 500#750#1000<br>locaux médicaux, salles d'opération, salles de consultation externe, services d'urgence, salles, salles aseptiques | Medizinische Einrichtungen:<br>500#750#1000 medizinische Räume, Operationssäle, Ambulanzen, Notaufnahmen, Stationen, sterile Räume |
| | Scuole: 300 500 750<br>aule, locali didattici, laboratori, sale riunioni | School: 300 500 750<br>Classrooms, lab and artistic activity-zones, meeting rooms. | Estabilicimientos educativos:<br>300 500 750 Aulas, laboratorios and aula de tutoria, aulas comunes de estudio. | Ecole : 300#500#750 salles de classe, laboratoire et zones d'activités artistiques, salles de réunion | Schulen: 300#500#750<br>Klassenräume, Labors, Kunst- und Theaterräume, Konferenzzimmer. |
| | Uffici con videoterminali:<br>200 300 500 con attività a video superiore alle 6 ore continuative | Offices with videoterminals:<br>200 300 500<br>with video work more than 6 hours | Oficinas: 200 300 500 con video de actividad de mas de 6 horas consecutivas | Bureaux avec des terminaux vidéo:<br>200#300#500 avec une vidéo fonctionnant plus de 6 heures | Büros mit Videoterminals:<br>200#300#500 Mit Videovorführungen über Zeiträume von mehr als 6 Stunden |
| | Open space: 200 300 500<br>uffici, grandi aree, ambienti pubblici, sale d'attesa | Open spaces: 200 300 500<br>officies, big areas, public spaces, waiting rooms | Open spaces: 200 300 500 oficinas, grandes areas, los espacios publicos, salas de espera | Grands espaces : 200#300#500<br>bureaux, grands espaces, lieux publics, salles d'attente | Offene Bereiche: 200#300#500<br>Büros, große Bereiche, öffentliche Räume, Warteräume |
| | Arte e cultura: 150 200 300<br>cinema, teatri, musei, gallerie, chiese, biblioteche,<br>auditori, monumenti | Art and culture: 150 200 300<br>cinemas, theatres, museums, galleries, churches, libraries, auditoriums, monuments | Art and culture: 150 200 300<br>cine, teatros, museos, galerias, iglesias, bibliotecas, auditorium, monumentos. | Art et culture : 150#200#300<br>cinémas, théâtres, musées, galeries, églises, bibliothèques, salles, monuments | Kunst- und Kultureinrichtungen:<br>150#200#300Kinos, Theater, Museen, Galerien, Kirchen, Bibliotheken, Auditorien, Monumente |
| | Ambienti comuni: 150 200 300<br>corridoi, giro scale, ascensori | Share spaces: 150 200 300<br>corridors, stairs, lifts | Areas comunes: 150 200 300<br>pasillos, escala, ascensor. | Espaces communs : 150#200#300<br>couloirs, escaliers, ascenseurs | Gemeinsam genutzte Bereiche:<br>150#200#300 Korridore, Treppen, Aufzüge |
| | Centri commerciali: 500 750 1000<br>negozi in genere, sale esposizioni, vetrine, supermercati, aeroporti, facciate di negozi | Shopping centres: 500 750 1000<br>shops in general, showrooms, shop windows, supermarkets, airports, shop fronts | Centro comercial: 500 750 1000<br>tiendas en general, showrooms, destacados, supermercado, aeropuerto. | Centres commerciaux : 500#750#1000<br>magasins en général, salles d'exposition, vitrines de magasins, supermarchés, aéroports, devantures | Einkaufszentren: 500#750#1000<br>Geschäfte ganz allgemein, Showrooms, Schaufenster, Supermärkte, Flughäfen, Ladenfronten |
| | Locali secondari: 150 200 300<br>sale macchine, cantine, guardaroba, depositi, box, spogliatoi, cucine, bagni | Secondary spaces: 150 200 300<br>Cellars, workshops, cloakrooms, deposits, boxes, bathrooms, kicthens, dressingrooms. | Espacio de sucundaria: 150 200 300<br>salas de maquinas, bodega, armario, deposito, box, vestuario, cocina, toilette. | Espaces secondaires : 150#200#300<br>caves, ateliers, vestiaires, dépôts, boxes, salles de bain, cuisines, garde-robes | Sekundärräume: 150#200#300<br>Keller, Werkstätten, Garderoben, Lagerräume, Container, Bäder, Küchen, Umkleideräume |
| | Locali generali: 150 200 300<br>abitazioni, alberghi, camere | General spaces: 150 200 300<br>residential areas, hotels, rooms | Local general: 150 200 300<br>casa, hotels, dormitorio | Espaces généraux : 150#200#300<br>zones résidentielles, hôtels, salles | Allgemeine Einrichtungen:<br>150#200#300 Wohngebäude, Hotels, Räume |
| | Industrie alimentari: 200 300 500 | Alimentary industries: 200 300 500 | Industrias de productos alimenticios: 200 300 500 | Industries alimentaires :<br>200#300#500 | Lebensmittelindustrie:<br>200#300#500 |
| | Ristoranti, bar, mense: 150 200 300 | Resturants, bars, refectories:<br>150 200 300 | Restaurantes, bar, cantina:<br>150 200 300 | Restaurants, bars, réfectoires :<br>150#200#300 | Restaurants, Bars, Mensen<br>150#200#300 |
| | Uffici tecnici: 500 750 1000 | Technical officies: 500 750 1000 | Oficina tecnica: 500 750 1000 | Bureaux techniques : 500#750#1000 | Technische Büros: 500#750#1000 |

# LAMPADINE - BULBS - BOMBILLAS

## HALOGEN LAMPS

| | ZVEI CODE | POWER (W) | LUMINOUS FLUX (LM) | LAMP HOLDER |
|---|---|---|---|---|
|  | QT9-LP | 20 | 320 | G4 |
|  | QT12-LP | 35 | 600 | GY6,35 |
| | | 50 | 930 | GY6,35 |
|  | QT14 c | 25 | 210 | G9 |
| | | 40 | 410 | G9 |
| | | 60 | 700 | G9 |
| | | 75 | 890 | G9 |
| | | 20 | 200 | G9 |
| | | 33 | 460 | G9 |
| | | 48 | 740 | G9 |
| | | 60 | 980 | G9 |
|  | QT-DE12 | 80/74,9 мм | 1380 | R7S |
| | | 120/74,9 мм | 2220 | R7S |
| | | 120/114,2 мм | 2220 | R7S |
| | | 160/114,2 мм | 3100 | R7S |
|  | QT32 c | 75 | 1000 | E27 |
| | | 100 | 1800 | E27 |
| | | 150 | 2870 | E27 |
| | | 205 | 4200 | E27 |
| | QR-LP 111 | 50 (4°) | 40000 CD | G53 |
| | | 50 (8°) | 20000 CD | G53 |
| | | 50 (24°) | 4000 CD | G53 |
| | | 50 (45°) | 1700 CD | G53 |
| | | 75 (8°) | 30000 CD | G53 |
| | | 75 (24°) | 5300 CD | G53 |
| | | 75 (45°) | 2000 CD | G53 |
| | | 100 (8°) | 48000 CD | G53 |
| | | 100 (24°) | 8500 CD | G53 |
| | | 100 (45°) | 2800CD | G53 |
| | QR-CB35 | 20 (30°) | 600 CD | GU4 |
| | | 35 (30°) | 1200 CD | GU4 |
| | QR-CB51 | 20 (36°) | 500 CD | GU5,3 |
| | | 35( 38°) | 1000 CD | GU5,3 |
| | | 50 (38°) | 1600 CD | GU5,3 |
| | | 20 (38°) | 780 CD | GU5,3 |
| | | 35 (38°) | 1500 CD | GU5,3 |
| | | 50 (38°) | 2200 CD | GU5,3 |
| | QPAR16 | 35 (50°) | 300 CD | GU10 |
| | | 50(25°) | 950 CD | GU10 |
| | | 50(50°) | 400 CD | GU10 |
| | QPAR20 | 50 (30°) | 1100 CD | E27 |
| | QPAR30 | 75 (30°) | 2000 CD | E27 |
| | | 100 (30°) | 3300 CD | E27 |

## FLUORESCENT LAMPS

| | ZVEI CODE | POWER (W) | LUMINOUS FLUX (LM) | LAMP HOLDER |
|---|---|---|---|---|
| | TC-DEL | 10/840 | 600 | G24q-1 |
| | | 13/840 | 900 | G24q-1 |
| | | 13/827 | 900 | G24q-1 |
| | | 18/840 | 1200 | G24q-2 |
| | | 18/830 | 1200 | G24q-2 |
| | | 18/827 | 1200 | G24q-2 |
| | | 26/840 | 1680 | G24q-3 |
| | | 26/830 | 1680 | G24q-3 |
| | | 26/827 | 1620 | G24q-3 |
| | TC-L | 18/840 | 1200 | 2G11 |
| | | 18/830 | 1200 | 2G11 |
| | | 18/827 | 1200 | 2G11 |
| | | 24/840 | 1800 | 2G11 |
| | | 24/830 | 1800 | 2G11 |
| | | 36/840 | 2900 | 2G11 |
| | | 36/830 | 2900 | 2G11 |
| | | 36/827 | 2900 | 2G11 |
| | | 55/840 | 4650 | 2G11 |
| | | 55/830 | 4650 | 2G11 |
| | | 80/840 | 6000 | 2G11 |
| | | 80/830 | 6000 | 2G11 |
| | TC-TEL | 13/840 | 900 | GX24q-1 |
| | | 18/840 | 1200 | GX24q-2 |
| | | 18/830 | 1200 | GX24q-2 |
| | | 26/840 | 1800 | GX24q-1 |
| | | 26/830 | 1800 | GX24q-3 |
| | | 26/827 | 1800 | GX24q-3 |
| | | 32/840 | 2400 | GX24q-3 |
| | | 32/830 | 2400 | GX24q-3 |
| | | 32/827 | 2400 | GX24q-3 |
| | | 42/840 | 3200 | GX24q-4 |
| | | 42/830 | 3200 | GX24q-4 |
| | | 42/827 | 3200 | GX24q-4 |
|  | T16 | 24/840 | 1700 | G5 |
| | | 24/830 | 1700 | G5 |
| | | 39/840 | 3220 | G5 |
| | | 39/830 | 3220 | G5 |
| | | 49/840 | 4165 | G5 |
| | | 49/830 | 4165 | G5 |
| | | 54/840 | 4450 | G5 |
| | | 54/830 | 4450 | G5 |
| | | 80/840 | 6150 | G5 |
| | | 80/830 | 6150 | G5 |
| | | 14/830 | 1230 | G5 |
| | | 21/830 | 1910 | G5 |
| | | 28/830 | 2640 | G5 |
| | | 35/830 | 3320 | G5 |

## TAGLI A MISURA

Come ordinare profili, diffusori, sagomatori, dissipatori di lunghezza lineare non standard o con l'estremità tagliata a 45°

A) PROFILO, DIFFUSORE, SAGOMATORI, DISSIPATORE DI LUNGHEZZA LINEARE NON STANDARD
- Scegliere il codice "misura/XX" del prodotto desiderato
- Sostituire alla parola "misura" la lunghezza desiderata in mm.
- Calcolare il prezzo seguendo le istruzioni riportate sul listino prezzi
  Esempio:
  Profilo MINIFILE Soffitto bianco di lunghezza 2.530 mm. LTM00.misura –diventa LTM00.2350/01

B) PROFILO, DIFFUSORE, SAGOMATORI, DISSIPATORE CON UNA O DUE ESTREMITA' TAGLIATE A 45°
- Scegliere il codice "misura/XX" del prodotto desiderato
- Sostituire alla parola "misura" la lunghezza desiderata in mm.
- Aggiungere alla misura le lettere D (destro), S (sinistro), L (sinistro/destro), Z (sinistro/sinistro), R (destro/destro) o G (parete/soffitto) a seconda del taglio desiderato, seguendo gli esempi sotto riportati
- Calcolare il prezzo seguendo le istruzioni riportate sul listino prezzi
  Esempio:

Composizione a "L" di due profili MINIFILE Incasso bianco, 2.530 x 1.650 mm. e relativi tagli a 45° Sinistro e Destro.

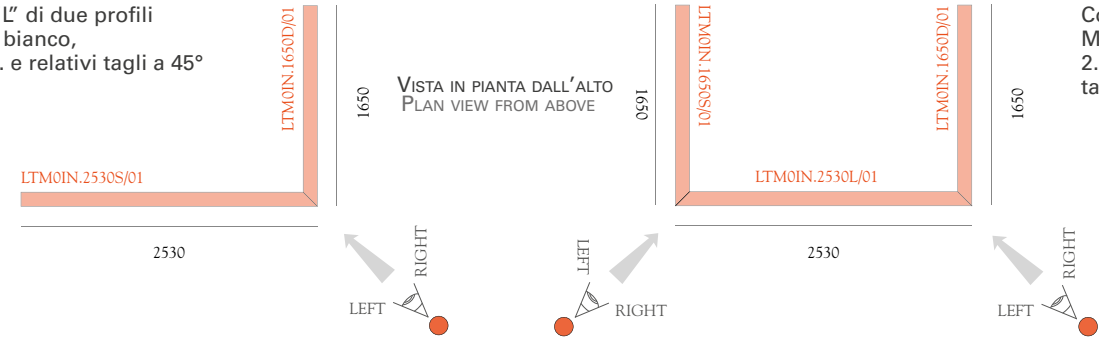


Composizione a "U" di tre profili MINIFILE Incasso bianco, 2.530 x 1.650 x 2.530 mm. e relativi tagli a 45° Sinistro e Destro.

"L" shaped composition of MINIFILE Recessed profiles white, 2.530 x 1.650 mm. and relative 45°-angle Left and Right cuts.

Posizione dell'osservatore per determinare il taglio sinistro e destro
Observer's position to determine the right and left cut

"U" shaped composition of MINIFILE Recessed profiles white, 2.530 x 1.650 x 2.530 mm. and relative 45°-angle Left and Right cuts

## CUSTOM CUTS

How to order profiles, diffusers, shapers or heatsinks in a non-standard linear lenght or with ends 45°-angle cut.

A) PROFILE, DIFFUSER, SHAPERS, HEATSINK OF A NON-STANDARD LINEAR LENGHT
- choose the "misura /XX" ref. code of the desired product
- replace the word "misura" with the desired lenght in mm.
- to calculate the price follow the instructions reported on the pricelist.
  Example
  MINIFILE Ceiling profile white of 2.530 mm. LTM00.misura becomes LTM00.2530/01

B) PROFILE, DIFFUSER, SHAPERS, HEATSINK WITH ONE OR BOTH ENDS 45°- ANGLE CUT
- choose the "misura /XX" ref. code of the desired product
- replace the word "misura" with the desired lenght in mm.
- Add to the dimension the letters D (right), S (left), L (right/left), Z (left/left), R (right/right) or G (wall/ceiling) according to the desired cut, following the examples hereunder
- to calculate the price follow the instructions reported on the pricelist.
  Examples (see above)

## CORTADO A LA MEDIDA

Como pedir perfiles, difusores, moldeadores, disipadores de largo lineal no estándar o con corte a 45°.

A) PERFIL, DIFUSOR, MOLDEADORES, DISIPADOR DE LARGO LINEAL NO ESTANDAR
- Elegir el código "medida (misura)/XX" del producto deseado (Minifile, File, FileH, File2, File2H, Containers, Segment)
- Sustituir la palabra "medida (misura)" por la medida deseada en mm.
- Calcular el precio siguiendo las instrucciones detalladas en el listado de precios.
  Ejemplo:
  Perfil MINIFILE plafón blanco de 2.530 mm de largo LTM00.misura- se convierte en LTM00.2530/01

B) PERFIL, DIFUSOR, MOLDEADOR, DISIPADOR CON UNO DOS CORTES A 45°
- Elegir el código "medida (misura)/XX" del producto deseado (Minifile, File, FileH, File2, File2H, Containers, Segment)
- Sustituir la palabra "medida (misura)" por la medida deseada en mm.
- Añadir a la medida la letra D (derecha), S (izquierda), L (izquierda/derecha), Z (izquierda/izquierda), R (Derecha/derecha) o G (pared/techo) según el corte deseado, siguiendo los ejemplos abajo señalados.
- Calcular el precio siguiendo las instrucciones detalladas en el listado de precios.
  Esempio:

Composición a "L" de dos perfiles MINIFILE empotrados blanco, 2.530 x 1.650 mm. y los correspondientes cortes a 45° izquierda y derecha.

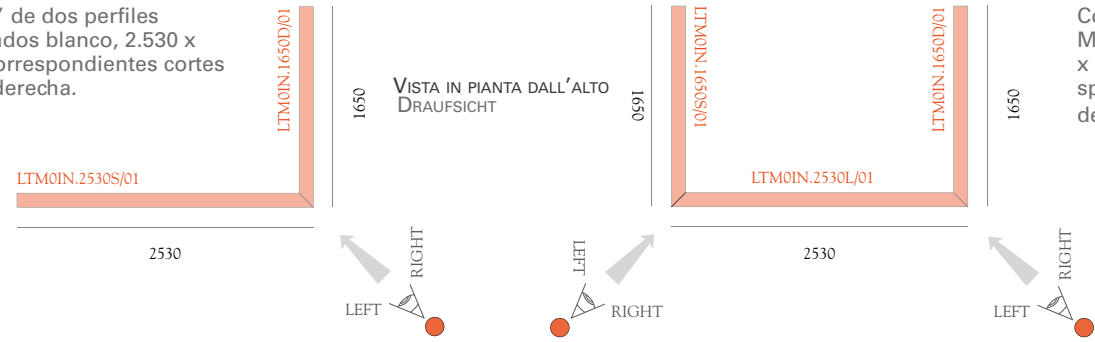


Composición a "U" de tres perfiles MINIFILE empotrados blanco, 2.530 x 1.650 x 2.530 mm. y los correspondientes cortes a 45° izquierda y derecha.

"L"-förmige Zusammenstellung von zwei MINIFILE-Einbauleuchtenprofilen in weiß, 2.530 x 1.650 mm, jeweils mit 45°-Gehrungsschnitt rechts bzw. links.

POSIZIONE DELL'OSSERVATORE PER DETERMINARE IL TAGLIO SINISTRO E DESTRO
POSITION DES BETRACHTERS ZUR BESTIMMUNG VON RECHTS-ODER LINKSSHNITT

"U"-förmige Zusammenstellung von drei MINIFILE-Einbauleuchtenprofilen in weiß, 2.530 x 1.650 x 2.530 mm, jeweils mit 45°-Gehrungsschnitt rechts bzw. links.

## MASSGESCHNEIDERTE ZUSCHNITTE

Angaben zur Bestellung von Profilen, Diffusoren, Profilblenden oder Kühlkörpern in Sonderlängen oder mit 45°-Gehrung am Ende.

A) PROFIL, DIFFUSOR, PROFILBLENDEN, KÜHLKÖRPER IN SONDERLÄNGE
- Die Artikelnummer für das gewünschte Produkt (Minifile, File, FileH, File2, File2H, Container, Segment) mit "misura /XX" angeben.
- Hierbei muss anstelle des Worts "misura" die gewünschte Länge in mm angegeben werden.
- Zur Berechnung des Preises sind die Anweisungen in der Preisliste zu befolgen.
  Beispiel:
  MINIFILE Deckenleuchtenprofil MINIFILE in weiß mit 2.530 mm Länge. LTM00.misura wird zu LTM00.2530/01.

B) PROFIL, DIFFUSOR, PROFILBLENDEN, KÜHLKÖRPER MIT 45°-GEHRUNG AN EINEM ODER BEIDEN ENDEN
- Die Artikelnummer für das gewünschte Produkt (Mini(le, File, FileH, File2, File2H, Container, Segment) mit "misura /XX" angeben.
- Hierbei muss anstelle des Worts "misura" die gewünschte Länge in mm angegeben werden.
- Je nach gewünschtem Zuschnitt muss die Längenangabeum den Buchstaben D (rechts), S (links), L (rechts/links), Z (links/links), R (rechts/rechts) oder G (Wand/Decke) ergänzt werden (siehe folgende Beispiele).
- Zur Berechnung des Preises sind die Anweisungen in der Preisliste zu befolgen.

## DECOUPES SUR MESURE

Comment commander des profilés, des diffuseurs, des ré!ecteurs ou dissipateurs de chaleur dans une longueur linéaire non standard ou avec des extrémités découpées à un angle de 45°

A) PROFILE, DIFFUSEUR, REFLECTEURS, DISSIPATEUR DE CHALEUR D'UNE LONGUEUR LINEAIRE NON STANDARD

- Choisissez le code de réf. "misura /XX" du produit souhaité (Minifile, File, FileH, File2, File2H, Containers, Segment)
- Remplacez le mot "misura" par la longueur souhaitée en mm.
- Pour calculer le prix, suivez les instructions figurant sur la liste de prix.
- Exemple:
  Profilé de plafonnier MINIFILE blanc de 2530 mm. LTM00.misura devient LTM00.2530/01

B) PROFILE, DIFFUSEUR, REFLECTEURS, DISSIPATEUR DE CHALEUR AVEC UNE OU DEUX EXTREMITES DECOUPEES A UN ANGLE DE 45°

- Choisissez le code de réf. "misura /XX" du produit souhaité (Mini(le, File, FileH, File2, File2H, Containers,Segment)
- Remplacez le mot "misura" par la longueur souhaitée en mm.
- Ajoutez à la dimension les lettres D (droite), S (gauche), L (droite/gauche), Z (gauche/gauche), R (droite/droite) or G (appliques/plafonniers) en fonction de la découpe souhaitée, en suivant les exemples ci-dessous
- Pour calculer le prix, suivez les instructions figurant sur la liste de prix.
- Exemples:

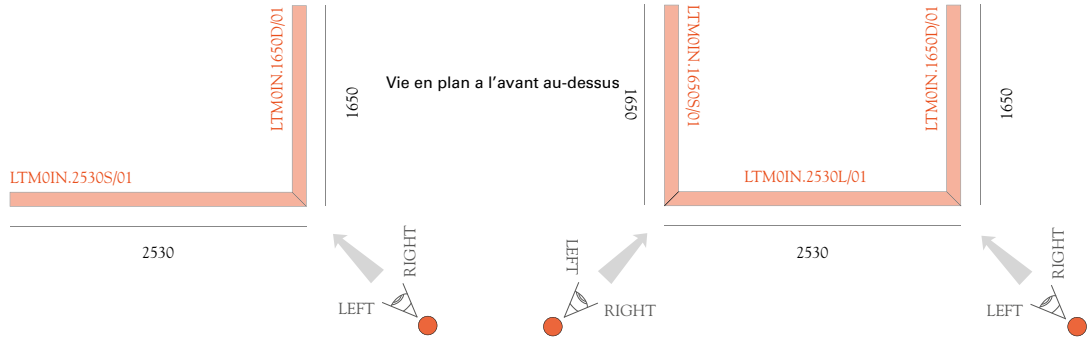


Combinaison en forme de "L" des pro(lés des luminaires encastrables blancs MINIFILE, de 2530 x 1650 mm et découpes relatives à un angle de 45° à gauche et à droite

Position de l'observateur pour determiner la decoupe droit et gauche

Combinaison en forme de "U" des pro(lés des luminaires encastrables blancs MINIFILE, de 2530 x 1650 x 2530 mm et découpes relatives à un angle de 45° à gauche et à droite

Composizione a “Z” di tre profili MINIFILE Incasso bianco, 2.530 x 1.650 x 2.530 mm. e relativi tagli a 45° Sinistro e Destro. - “Z” shaped composition of MINIFILE Recessed profiles white, 2.530 x 1.650 x 2.530 mm. and relative 45°-angle Left and Right cuts. - Composición a “Z” de tres perfiles MINIFILE empotrados blanco, 2.530 x 1.650 x 2.530 mm. y los correspondientes cortes a 45° izquierda y derecha.

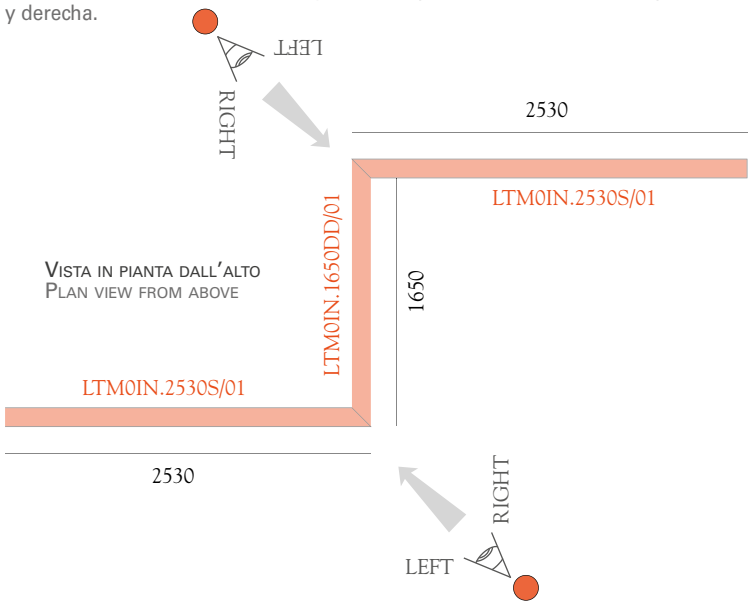


Vista in pianta dall’alto
Plan view from above

Composizione a “parete-soffitto” di due profili MINIFILE Incasso bianco, 2.530 x 1.650 mm. e relativi tagli a 45° - “Wall-ceiling” shaped composition of MINIFILE Recessed profiles white, 2.530 x 1.650 mm. and relative 45° angle cuts. - Composición a “pared-techo” de dos perfiles MINIFILE empotrados blanco, 2.530 x 1650 mm, y los correspondientes cortes a 45°.

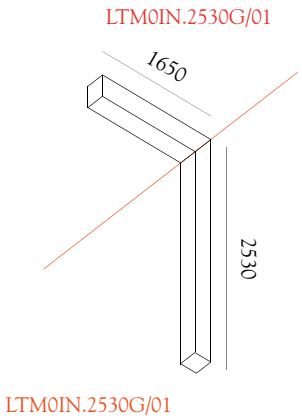


Posizione dell’osservatore per determinare il taglio sinistro e destro
Observer’s position to determine the right and left cut

# NOTE IMPORTANTI – IMPORTANT NOTES – NOTA IMPORTANTE

Attenzione: leggere variazioni di colre dei LED sono da consederarsi normali (soprattutto in integrazioni di ordini, per il naturale calare dei lumen di quelli usati) |Note: slight colour temperature variations of the LED’s sources are to be considered normal (particularly, due to the technical development and to the change of the luminous flux caused by their use, the LED modules delivered subsequently to the first delivery may differ in the luminous flux and light colour). | Nota: ligeras variaciones en LEDs colre son consederarsi normales (en particular, los módulos LED entregados posteriormente a la primera entrega pueden diferir en el flujo luminoso y color de la luz por la declinación natural de los lúmenes de los utilizados)

Determinazione della lunghezza delle cassaforme a misura LTMF.misura / LTF1.misura / LTF2.misura: aggiungere 3 mm. alla lunghezza totale del prodotto che si intende inserire al suo interno. |To define the lenght of the wallboxes with custom length LTMF.misura / LTF1.misura / LTF2.misura: add 3 mm. to the total length of the product going inside the wallbox itself. |Cálculo de la longitud de la caja a medida LTMF.misura/LTF1.misura/LTF2.misura: Añadir 3 mm. a la longitud total del producto que se debe de colocar en su interior.

Determinazione della lunghezza prodotto Container a misura LTMF.misura / LTF1.misura / LTF2.misura: aggiungere 8 mm. alla lunghezza totale del prodotto che si intende inserire al suo interno. |To define the lenght of the Container with custom length LTMF.misura / LTF1.misura / LTF2.misura: add 8 mm. to the total length of the product going inside the Container itself. | Cálculo de la longitud deL contenedor a medida LTMF.misura/LTF1.misura/LTF2.misura: Añadir 8 mm. a la longitud total del producto que se debe de colocar en su interior.

Compatibilità trasformatori 230V/12V con lampade LED – 230V/12V transformer’s compatibility with LED lamps. - Compatibilidad transformadores 230V/12V con lámparas LED.
I trasformatori 230Vac/12Vac presentati in questo catalogo sono testati con i principali produttori di lampade LED. A causa della velocità dell’adeguamento tecnologico di queste ultime, Lucifero’s non può garantire una compatibilità universale delle stesse con i propri trasformatori. Per maggiori informazioni consultare il sito www.luciferos.it |The 230Vac/12Vac transformers presented on this catalogue have been tested with the leading LED lamps manufacturers. Due to the pace of the technological update of them, Lucifero’s cannot guarantee their universal compatibility with its transformers. For more info visit our website www.luciferos.it | Los transformadores 230Vac/12Vac presentados en este catálogo han sido testados con los principales productores de lámparas LED. Debido a la rápida evolución tecnológica de estas, Lucifero’s no puede garantizar una compatibilidad universal de las mismas con nuestros transformadores, Para mayor información consultar el sitio www.luciferos.it.

Peso max. lampade QR-LP 111 LED 12V– max weight of 12V QR-LP 111 LED lamps. - Peso máximo lámparas QR-LP 111 LED 12V.
Il peso massimo consentito delle lampade LED QR-LP 111 sui nostri proiettori è di 275 g -The maximum allowed weight of 12V QR-LP 111 LED lamps is of 275 gr - El peso máximo admisible de las lámparas LED QR-LP 111 para nuestros proyectores es de 275gr.

| | SIMBOLOGIA | SIMBOLOGY |
|---|---|---|
| | Apparecchio in classe III Apparecchio in cui la protezione contro la scossa elettrica si basa sull'alimentazione a bassisssima tensione di sicurezza e in cui non si generano tensioni superiori alla stessa. Nota: un apparecchio in classe III non deve essere provvisto di messa a terrra di protezione. | Class III appliance Appliance where protection against electric shock is based on a very low safety voltage. No earth attachment is required. |
| | Grado di protezione Stabilisce un sistema per la classificazione degli apparecchi elettrici in base al grado di protezione fornito dagli involucri degli stessi. I simboli utilizzati per indicare questo grado di protezione sono costituiti dalle lettere "IP" seguite da due cifre caratteristiche: -la prima cifra indica la protezione contro la penetrazione dei corpi solidi e polvere; -la seconda cifra indica la protezione contro la penetrazione dei liquidi. | Protection degree Establishes a system for the classification of electrical appliances based on the degree of protection consist of the letter "P" followed by two distinguishing numbers: -the first number indicates the protection against solid objects and dust; -the second number indicates the protection against penetration of liquid. |
| | Alimentatore incluso. | Ballast included. |
| | Alimentatore escluso. | Ballast excluded. |
| | Lampada protetta per un massimo di 100° in superficie. | Lamp protected of maximum temeratures of 100°C in surface. |
| | Apparecchio idoneo per essere installato direttamente su legno. | Adequate equipment for direct mounting in wood. |
| | ENEC (European Norms Electronical Certification) contrassegno di test riconosciuto a livello Europeo ch conferma che il dispositivo ha suoerato i test ENEC. | NEC (European Norms Electronical Certification) is the high quality Euro Mark for electrical products that demonstrates compliance with European standards. |
| | Trasformatore di sicurezza protetto contro i corto circuiti. | Safety transformer protected against short-circuits. |
| | Possibilità di posizionare il trasformatore elettronico remoto. | Electronic transformer for possible indipendent installation. |
| | Carrabile. | Carriageable. |
| SELV | Indica che il prodotto in bassissima tensione è protetto contro i contatti diretti e indiretti con tensione nominale < 60V. | Indicates that the product in very low voltage is protected against direct and indirect contacts with rated voltage <60V. |
| | Indica che l'apparecchio va installato a parete. | Wall appliance. |
| | Indica che l'apparecchio va installato a soffitto. | Ceiling appliance. |

| | | |
|---|---|---|
| | Indica la misura di taglio per l'installazione ad incasso dell'apparecchio. | Hole for recessed fixture. |
| | Emissione luminosa verso il basso e l'alto. | Direction of the light upwards and downwords. |
| | Emissione luminosa verso l'alto. | Direction of the light upwards. |
| | Emissione luminosa verso il basso. | Direction of the light downwards. |
| | Emissione luminosa asimmetrica. | Asymmetrical light |
| | Emissione luminosa larga verso l'alto e fascio stretto verso il basso. | Direction of the light towards the high and narrow beam toward bottom. |
| | Emissione luminosa diretta. | Direct light. |
| | Emissione luminosa indiretta. | Indirect light. |
| | Led incluso | Led included |
| | Lampadina esclusa | Lamp escluded |
| DALI | Lampada compatibile con sistemi di controllo digitali DALI (Digital Addressable Lighting Interface) | Compatible lamp with digital control systems DALI (Digital Addressable Lighting Interface) |
| 1-10V | Lampada compatibile con sistemi analogici di controllo 1-10V | Compatible lamp with analogical systems control 1-10V |
| T&D | Lampada comandabile tramite un pulsante normalmente aperto privo di potenziale | Lamp controlled by a normally open button without potential. |
| DF | Lampada comandabile tramite un dimmer a taglio di fase discendente (Trailing edge) | Lamp controlled by a descending phase cut dimmer (Trailing edge). |
| | Sorgente Led inclusa. | Led source included. |
| | Indica la misura necessaria per l'inserimento del trasformatore. | Necessary space to insert the power supply |
| A | Vedi tabella alimentatori. | See power suppliers table. |
| | Vedi curve fotometriche. | See photometric data. |
| | Spessore cartongesso | Thikness false ceiling. |
| | Cassetta di derivazione. | Junction box |

# LEGENDA COLORI - FINISHINGS




BIANCO - WHITE




NERO - BLACK




CROMO - CHROME




NICHEL SATINATO - BRUSHED NICHEL

OTTONE BRUNITO - BURNISHED BRASS

GRIGIO - GREY




OTTONE NATURALE - NATURAL BRASS




ACCIAIO SATINATO - BRUSHED STEE




OSSIDATO ALLUMINIO - OXIDISED ALUMINIUM




ORO - GOLD




MOKA




VERNICIATO COR-TEN - COR/TEN PAINTED

GRAFITE - GRAPHITE

inox
LIGHTING
INNOVATORS

Unit 22 Brookside Centre, Sumpters Way
Temple Farm Industrial Estate
Southend-on-Sea SS2 5RR
**t** +44(0)1702 468165
**e** sales@inox.co.uk
**w** inox.co.uk